

# Delta Light

Outdoor collection

Delta Light









The evolution of a promise. Founded in 1989 Delta Light has been designing and manufacturing sustainable and high-quality luminaires since its very beginning. Exterior lighting has been an important part of the collections from the early years, and has evolved to a full range of reliable lighting instruments for any project need. Delta light caters to some of the world's most well-known brands and architects, providing sophisticated and value add lighting solutions to residential, office, hospitality, retail, landscaping, showroom, and public projects, small to very large scale. Core values of sophistication, design and versatility unite both our indoor and outdoor collections, pushing the boundaries of technology and engineering, whilst bringing a feeling of comfort, elegance, excitement and purity. Let's journey into the world of Delta Light's outdoor lighting.

# Welcome To Our World

# Lia

Architect: Govaert & Vanhoutte Architects







© Luca Bravo

# We Make Light

We develop lighting solutions that enhance people's life, and therefore people's quality of life. We bring our experience in light to the service of architects, landscape and lighting designers, realizing what is in their mind, creating a lighting scenography integrated in the environment and complementing the architecture. Using the right light in the right way to make architectural and landscape concepts stand out.





© Marina Mathews , Architects: Warren and Mahoney

# Life



We all love to spend time outside. We don't just sit outside, we cook, eat, play, live, relax, work and do so much more. We aim to take the comfort of our interiors to our outside environments, at the same time upgrading the style of our property. To enjoy your and your guests outdoor bliss, well-conceived lighting definitely adds value to the quality of your outdoor spaces. Be it for residential, commercial or hospitality environments, Delta Light offers lighting tools specifically aimed at creating comfort and atmosphere.

© Guillaume Briard



# Life





© Tanner Vote

The Delta Light exterior range can help you to create a pleasant and discreet lighting scene, in which the visitor can recognize the different lighting effects that distinguish the various areas. We enable designers to play with light and shadow, provide safety and guidance, or emphasize the features of the environment. We offer light that enhances urban architecture and gives identity.

# Illuminating Places



DE



Light is essential to turn both new and historic architecture into night-time landmarks. To make buildings as welcome by night as by day. It can accentuate concepts, shapes and textures. Delta Light presents you lighting tools that can complement architecture and enable designers to strengthen their concept and vision.

©Oostarteroo

# Illuminating Architecture



# Arc



# Illuminating Nature

All gardens and landscapes, no matter what size, have different characteristics and will only be “lit well” if all these are taken into consideration. Either uplights, flexible spot lighting, linear solutions to floor mounted and even straps around the trees...in the Delta Light range you can find all types of solutions to emphasize vegetal heritage of the place.





atur





# Lighting fixtures



# are

# like my






paint

brush



in



DEAN SKIRA, lighting designer for Skira

space





# Warning: All products have been severely tested for quality



### HIGH-QUALITY LED

Delta Light made it their mission to become experts in developing high-quality LED technology. Their technical know-how results in the development of LED modules that last over 50,000 operating hours. And get this, even after that extended period, the module is still functional and continues to shine with at least 90% of its initial brightness.

### SUPREME MATERIALS

The lighting firm is known for its uncompromising approach to quality. The bar is set high, really high, and they exceed customer expectations with every product and service they provide. Every detail is meticulously considered, from the durable aluminum housing to the non-ageing silicone rubber that ensures longevity. The outdoor range is particularly impressive, boasting only the highest quality materials labeled with Delta Light Quali Protect, an assurance that all outdoor fixtures undergo extensive pre-treatment processing with titanium passivation for long term corrosion resistance. Delta Light's dedication to excellence is apparent in every aspect of their products, making them a top choice for those who demand nothing but the best.

### MANUFACTURED WITH PRECISION

Delta Light is committed to delivering collections that are the perfect blend of handcrafted care and industrial expertise. To ensure the highest level of precision in every product, they blend manual processes, like fixture painting, with automated production techniques. Their in-house developed systems are truly state-of-the-art, designed to test dust, water, impact and heat damage. When you choose Delta Light, you can trust that every aspect of the manufacturing process has been carefully considered to create products that are not only beautiful but also weather and UV resistant granting them the Delta Light Supreme Texture label.

### EXTREME TESTING

Durability and quality are of utmost importance when it comes to outdoor luminaires, and the Belgian company is well aware of this fact. That's why they utilize industry-leading testing techniques, recreating the most realistic conditions possible to ensure their products can withstand anything that comes their way. Delta Light has its own Supervised Manufacturer Testing (SMT) lab which is regularly audited to maintain the industry standards. This makes sure Delta Light products conform to the IEC and ENEC standards. The laboratory also covers the testing of products for the North American market by being certified as a level 4 satellite laboratory for INTERTEK®. Rest assured, you're choosing products that have been rigorously tested and are built to last.


To see how serious we are about testing, visit [deltalight.com](http://deltalight.com)



To discover more possibilities of the featured products, visit [deltalight.com/outdoor](http://deltalight.com/outdoor)



# Pro



© Arturo Castaneyra

oofs



# Durable Proof



As outdoor luminaires often need to withstand harsh weather conditions, Delta Light maintains the highest standards in the material choices for finishing the products, as well as in the technology and the manufacturing process. Each luminaire is designed, engineered and manufactured to guarantee high, maintained IP ratings and a long lifetime. Let us illustrate our outdoor durability via the characteristics of the Logic 190.





# Durable Proof –Logic 190

© Kiahna Mollette



The Logic is a vast range of ground and wall recessed outdoor luminaires. Thanks to its multitude of sizes, shapes and multiple optical options, Logic can be used to accentuate trees or sculptures, to uplight facades or large garden features, to create a sense of depth or indicate the right direction along paths and driveways.



1. DESIGNED TO LAST, be it in the choice of material, components or the way it is assembled.

An INTEGRATED MOISTURE LOCK prohibits incoming water from below:

- in-house designed gaskets avoid water ingress from above to make it full IP67
- a stainless-steel flange holds the 10mm thick glass to ensure an IK10 value
- an integrated DALI driver makes it dimmable and adaptable to the specific needs of the project

2. The logic is FULLY ADJUSTABLE ON-SITE, without the need of opening the fixture. As such, it can be rotated 360° and tilted up to 25°, without any possible damage by ingress of water or dust. It can be adjusted while installed into the floor, allowing a perfect alignment of light effect on architecture.

3. Parts are DESIGNED FOR FUTURE UPDATES, thinking for example on integration of Tunable White or RGBW LEDs, new optics or installation in new or other materials. A toolbox of smart thinking.


4. PRECISE OPTICS reduce unwanted spill of light, a set of individual collimator lenses reduce glare, accessories can further refine the light or improve on visual comfort, an engine that makes a powerful lighting tool.

5. By re-using existing building blocks like the LED engine, optics and accessories from the Frax family, a range of exterior projectors, we do not only create a UNIFORM LOOK AND FEEL for the end-user, but we also operate SUSTAINABLY by minimizing the need to build new tools.

To get to know the entire Logic range, visit [deltalight.com/outdoor](http://deltalight.com/outdoor)



# Climate Proof



Delta Light outdoor luminaires are engineered to withstand all climate types and conditions. Our improved outdoor range is designed to resist extreme weather conditions: extreme heat, heavy snow or rainfall, ice and cold temperatures, ... nothing our fixtures can't handle. The technical specifications of the Frax illustrate the effort we put in making our fixtures climate proof.

© Lenstravelier



# Climate Proof -Frax





Frax has been designed for every aspect of urban architecture: any form, any material or any composition. With its 7 different light distributions, multitude of applications and attention to visual well-being, Frax is the ultimate all-round projector.



1. Delta Light QUALI PROTECT® : This protocol covers the protective non-organic pre-treatment applied to the most suitable alloys to ensure a long-term corrosion resistance.

2. Delta Light SUPREME TEXTURE® : A high-end polyester powder coating is applied, resulting in a perfect finish and appearance, guaranteeing both weather and UV resistance.

3. Anodized mounting bracket with PROTECTIVE SHEET allows mounting on raw surfaces without damaging the luminaire.

4. RELIABLE in extreme weather conditions, from -25° up to +45°

5. THERMALLY TOUGHENED GLASS to withstand high demands and loads and offer additional protection and safety.

6. SILICONE SEAL which closes off the optical part completely and creates a watertight, IP65 luminaire.

7. To protect the luminaire from harsh weather conditions, the IN-HOUSE DEVELOPED D-LOCK SYSTEM avoids damage by overheating, overvoltage and water ingress.

To meet the Frax family, visit [deltalight.com/outdoor](http://deltalight.com/outdoor)



# Project & Functionality Proof

Architect: TETRA architecten



Delta Light's outdoor range is ready to meet the needs of today's landscape design and illuminate with impact. The flexible and functional range with a variety of optics, beams and other features enable designers to meet the various needs in landscaping illumination, both in public and private space. Via our Polesano we will elaborate on the mutual complementarity of our range.

© Olga Guryanova





# Project & Functionality Proof –Polesano

Architect: TETRA architecten



Polesano is designed by Dean Skira for Delta Light. The goal was to develop a new lighting concept designed specifically for urban settings, whether it is a pedestrian pathway, roadway, park, square, façade or landscape. The concept needed to provide maximum flexibility for the designer while maintaining the same aesthetic for the entire system, regardless of the area.

Polesano is a striking combination of modularity and flexibility that allows the designer to meet the specific functional and aesthetic requirements of any project. The Polesano is in constant evolution, with video surveillance and Wi-Fi integration already within its capabilities. Speakers and other Internet-of-Things components represent the next phase in the advancement of Polesano.



1. Polesano comes in 4 OPTICS: SPOT, MEDIUM, FLOOD AND STREET. Other on request, enabling precise illumination and staging of buildings, decorative elements, paths and streetways.

2. Each of the 16 LEDs has its own lens, allowing to create a MULTI-LAYER LIGHT OUTPUT out of the individual LED dots.

3. The FLEXIBILITY of the Polesano enables to illuminate vertically and horizontally, as the double axis in the connection box allows a 355° rotation from the luminaire vs. the pole and a 180° rotation from the luminaire itself. In this way, any possible set-up can be achieved.


4. The flexibility box is the link between pole and luminaire head. Apart from the electrical connector, it also contains the two hinges that can be used to TILT AND/OR ROTATE the luminaire head and fine tune the light effect.

5. To maintain an IP66 RATING, the nonreflective glass is glued precisely into the front plate by means of a robot.

6. Eventhough the luminaire is very compact, the design offers the possibility to add an accessory between the optics and the tempered glass. Either a honeycomb is available to IMPROVE THE VISUAL COMFORT for the passer-by, or a linear spread lens can be added to ALTER THE BEAM of the luminaire and generate a more elliptical light effect.

To discover the entire Polesano family, visit [deltalight.com/outdoor](http://deltalight.com/outdoor)

# Project & Functionality Proof –Fine to combine





Our catalogue offers a vast array of complementary lighting products, including Frax, Polesano, Logic 190, and Logic Linear fixtures, which share high-quality optics, accessories, and LED cassette technology, making them ideal for any urban or landscape project. Frax and Polesano fixtures are modular, flexible, functional, and aesthetically pleasing, while Logic 190 and Logic Linear fixtures offer built-in round and linear solutions. Combined, they offer a range of installation options and precision for creating beautiful lighting designs. With this toolbox of options Delta Light covers any lighting design need, delivering products that work together to bring your project to a higher level.



# Future & Fun Proof

Architect: Atrio Interiores



Delta Light's outdoor lighting range presents a combination of durability and timeless design. Our outdoor lighting range is designed to look stunning, forever. Whether you are lighting cozy backyard nooks or sprawling landscapes, Delta Light's range has you covered with its minimal aesthetic. Our fixtures will continue to look great for years to come, making them truly future and fun proof.

© The New York Public Library





# Future & Fun Proof -Oono

Architect: Atrio Interiores



There is more to the sophisticated Oono than just its gentle embracing glow. Oono is a family of dualities. It combines elegant looks with a warm diffused light effect. It unites a play of straight lines with perfect circular shapes. It unites indoor and outdoor, presenting a design that fits both settings. Via the Oono we will illustrate our dedication to timeless and fun design.



1. The glass strays beyond the boundaries of the frame, exuding a **PLAYFUL SPIRIT** that subtly subverts the expected.

2. The **CLEAN, ANGULAR SHAPES** of the frame create a sharp contrast with the round contours of the opaline glass, creating a dialogue between rigidity and fluidity.

3. Playful design involves creating contrast to make the visual fixture exciting and appealing. The round, opaline glass in luminous white creates a striking contrast with the black lines from the frame. This creates a Yin-Yang-like duality where one element emits light while the other remains indifferent to it.

4. The largest variant's elongated structure not only offers a practical handle for **ENHANCED PORTABILITY** but also amplifies the dynamic interplay between the two volumes.


5. By opting for the timeless appeal of a white opaline bulb, infusing it with a contemporary twist, we were able to capture the iconic and give it a modern interpretation with the Oono.

6. By working with simple shapes, a rectangle and a circle, this design radiates **SIMPLICITY AND PURITY**, a signature that is peculiar to Delta Light.

7. The colour palette of Delta Light luminaires perfectly aligns with our commitment to **TIMELESS** products.

To see how fun Oono can get, visit [deltalight.com/outdoor](https://deltalight.com/outdoor)

# Warranty 5 Year Guarantee



Throughout the entire design and production process, Delta Light handles the strictest quality parameters to ensure products and services are designed and produced to exceed customer requirements. Every step in the production process undergoes an extensive quality procedure, covering both product quality and testing. As such, each product that leaves Delta Light, like the Nocta family shown here, has been thoroughly inspected and tested, resulting in minimal returns and maximum efficiency. Product quality and safety testing according to the international IEC standards is done in our Delta Light Laboratory. To stand by this quality promise, Delta Light offers a five-year guarantee on its entire indoor and outdoor lighting range. Thanks to this initiative, customers can be sure that by choosing lighting solutions from Delta Light, they are investing in the future.



# Indoor–Outdoor

© Marina Leonova



We are proud to offer versatile architectural product families that create seamless experiences for both indoor and outdoor use. With a unified design language that is both aesthetically pleasing and functional, our lighting solutions provide a consistent and harmonious experience for the end user, while staying true to the unique design language of the product family at hand. Our Entero range is a perfect example of this. It's a product family that has applications for both indoor and outdoor projects. We believe that form and function can work hand in hand to elevate any space to new heights of beauty and functionality.



# Casa



© Arin Turkay

# Seas




# An approach to outdoor lighting

The power of light is in its malleability: how it reflects, refracts and sculpts controls and enhances the overall perception of a room and the objects in it. It's the ultimate mood setter, the silent partner in an architectural or landscape design, the hidden force that creates ambiance and brings a room, garden or courtyard to life. Light can shape or envelop a space. It can sculpt and enrich an environment to give the people in it a comfortable, safe and pleasant feeling. Where you focus or direct it guides the experience.

The interdependence and integration is key to any successful project, putting the final touches on your nocturnal setting. This requires a holistic approach that combines technical excellence and creativity to put the 'wow' in a perfect nocturnal setting.

Make the surroundings glow. Make the people in them shine.

Architect: Atrio Interiores



Every landscape project has several components and different functions. Each setting needs to be illuminated in a specific way so that when the parts come together to form a whole, people have the feeling of walking onto the set of a play that reveals itself in different scenes. In short, there's no such thing as perfection, only perfect lighting: the right lighting fixtures for the right effect for the right application. To achieve this, a project approach is divided in three main acts: function, architecture and nature, each divided but strongly connected with each other. Throughout this process, luminaires are a designer's tools, applied to fit into their intended environment, to enhance it, and to stand the test of time.

© Augustine Wong



#### FUNCTIONAL LIGHTING

Spaces such as parking lots, driveways, squares and walkways, require a specific lighting approach to serve a practical purpose: enhancing visibility and lighting up areas according to what's required of them. Illuminating functional areas plays a crucial role in creating an efficient, comfortable and safe environment.

#### ARCHITECTURAL LIGHTING

Façades, colonnades, sculptures, building materials are the architectural elements that give a project and landscape its uniqueness. Illuminating these surfaces as an ensemble as well as bringing attention to the smallest details defines the look and feel of a space, directly influencing its perception.

#### ILLUMINATING NATURE

Bushes, trees, gardens and greenery are obviously an integral part of landscape design. The illumination of each different natural element, throughout its evolution and seasons, highlights the beauty of nature in its darkest hours. When light is properly cast in the natural environment, it heightens your senses and can take you on an enchanting adventure.



# Al Faya lodge

The Al Faya Lodge is located at the foot of Mount Alvaah in the UAE's ancient desert, and is a true architectural gem. The resort's captivating blend of old and new buildings set against a mountainous backdrop is a place of pure luxury and relaxation. The lighting project was done with great care, aiming to keep the darkness of the environment while enhancing the unique beauty of the structures. Respecting its natural landscape, light was used only when necessary, making the resort a peaceful haven where guests can unwind and connect with the gorgeous surroundings.

This project presents the intertwining of three aspects that were at the heart of how it harmoniously came together way--function, architecture, and nature. Located deep in a desert, this resort offered unique challenges because its functions cannot be easily separated from its natural surroundings. As a result, these aspects continuously crossed paths seamlessly, adding to the resort's charm and character.



## FUNCTIONAL AND ARCHITECTURAL LIGHTING

Here, functional and architectural lighting come together in a stunning display of elegance. The lighting fixtures guide visitors along the paths and beckon them towards the entrance of the building, serving a functional purpose with an intriguing ambiance. An overlapping of function and form often happens in projects in which the lighting is almost absent in favor of the preservation of the nightscape.

© Luca Cioci, Architect: Jonathon Ashmore, Anarchitect





Products and possibilities



**KIX**  
The Kix is a versatile family of adjustable projectors that can be installed on walls, floors, or even strapped around trees to light up your outdoor spaces. With its sleek and subtle design, this powerful lighting solution is perfect for illuminating walkways or enhancing your landscape, like in Al Faya Lodge. The Kix's adjustable features make it the perfect addition to your garden or outdoor oasis.





The discreet Montur used in the pool area also serves as an integral part of the architecture. Its lantern-like design recalls traditional desert lighting sources, adding charm and character. This innovative approach seamlessly blends practicality and style, resulting in a warm and inviting atmosphere that's authentic and visually captivating.

The same lantern element also illuminates the exterior space of each private suite, adding a sense of intimacy and warmth in the vast desert landscape.



Products and possibilities



#### MONTUR

Delta Light's Montur is a modern interpretation of a classic lantern design. The sharply profiled framing, made from seamless aluminum, breathes refinement and sophistication. Both indoor and outdoor versions come with a choice of transparent or opal glass finishing. The opal glass version creates a beautifully diffused light that adds to the lamp's allure. The Montur is available in various configurations, including ground and wall fixtures. Its versatility makes it a perfect addition to any indoor or outdoor setting.






The lounge area boasts a serene atmosphere with minimal artificial lighting. A discreet linear lighting installed under the sofas creates a cozy ambiance around the fireplace. This lighting solution is eco-friendly and does not cause glare or light pollution, making it perfect for gazing at the majestic starry night sky over the expansive desert.



The restaurant area was lit the same way. The architect's intent was to highlight specific elements while avoiding over-illumination that would clash with the natural environment.

#### Products and possibilities



##### FEMTOLINE 25

To obtain the best possible light diffusion from a cove, Delta Light offers a profile equipped with a U-shape diffuser, an ideal solution for outdoor cove lighting.



##### MONTUR L P

This modern reinterpretation of the lantern archetype provides a subtle and elegant light for the lounge areas, avoiding any kind of glare.

## ILLUMINATING NATURE

This project had one clear intention: minimize artificial lighting and highlight the natural splendor of the landscape at night. Only the trees are subtly illuminated, enhancing their sculptural presence. Guests can enjoy the marvelous view of the landscape, whether it's the deep purples of the dying the sunset, a clear moonlit sky or a moonless night filled with stars.





#### Products and possibilities




#### LOGIC

The Logic is a complete range of water and shock resistant lighting fixtures. Thanks to its multiple reflective options, Logic can be used to accentuate trees or sculptures, but also to light up facades or large garden features to create a sense of depth or provide direction along paths and driveways.



To discover more possibilities of the featured products, visit [deltalight.com/outdoor](https://deltalight.com/outdoor)





# Villa P

Nestled in the striking natural landscape of Como Lake, this lighting project aimed to create a distinct identity for the exterior while meeting the unique requirements of each zone. The lighting guides guests along paths, highlighting the beauty of the surroundings. However, the primary goal of the project was to preserve the breathtaking natural scenery, including views of the lake, the opposite shore, and the starry sky. With careful consideration of its impact on the environment, this project strikes a perfect balance between aesthetics and sustainability.






The garden is meticulously divided into three sections: paths, nature, and architectural treasures, all interconnected. The lighting is directed toward the ground or statues, but softly reflects on surrounding elements, such as bushes or stone surfaces, enhancing the garden's natural grandeur and ecologically rich character. This creates an enchanting atmosphere that also allows for unobstructed views of the night sky and its reflections on the water. The garden's elements work together in perfect harmony, making it an astonishing display of nature's magnificence.

## FUNCTIONAL LIGHTING

The pathway illumination concept is inspired by the pathway's function itself. As guests walk along the paths, the lights create a visual rhythm that is accentuated by the contrasts of light and shadow, revealing the pathway's purpose of connecting various points of the garden. The vertical surfaces surrounding the path are intentionally left unlit to prevent light pollution that may obstruct the view of the night sky. The result is a radiant, dynamic and immersive experience that encourages guests to appreciate the garden's natural surroundings and magnificent nighttime views.



Products and possibilities



### KIX M PIN

The Kix is a family of exterior projectors designed for easy installation on walls, floors, trees or soft green areas using a pin. With its flexibility, elegance, and power, the Kix is the perfect choice for illuminating walkways and other landscape features.



## ARCHITECTURAL LIGHTING

Throughout the garden, several unique architectural features have been accentuated, including an historic façade, a water well, statues, and an evocative rock. The lighting effect further deepens the architectural narrative with striking contrasts and beguiling details.



## Products and possibilities

**FEMTOLINE 25 F**

To highlight the architectural beauty of the façade, the Femtoline 25 F was installed as a cove beneath each window, bringing attention to the intricate wooden structure and low reliefs. The use of this solution has created an enchanting effect, drawing the viewer's attention to the exquisite details of the building.

**KIX M**

KIX M highlights a magnificent marble statue to the right of the façade, set in a picturesque grotto. This artistic composition is illuminated from three different sides, with two small projectors carefully placed at the statue's side to softly highlight the cave's features. A small projector is installed under the first-floor window to create an evocative mood by lighting the statue from above. The overall effect is an exquisitely lit scene that is both visually stunning and atmospheric.







#### Products and possibilities



##### LOGIC 190 R

LOGIC 190 R is the perfect solution for those seeking an adjustable projector with optimal beam control. The LED engine can be tilted up to 25° and the fixture can be rotated over 350°, while maintaining its IP67 label, making it ideal for a range of applications.



##### LOGIC WALLWASH

For a uniform lighting effect on vertical surfaces, the Logic Wallwash with its specialized optical system can deliver the desired lighting effect.

##### LOGIC Family

The Logic lighting fixtures offer a versatile range of water and shock-resistant options, with various reflectors to highlight trees, sculptures, facades, or other garden features. They can create a sense of depth or guide visitors along paths and driveways.





## ILLUMINATING NATURE

Through strategic illumination, bushes, trees, rocks, and waterfalls are transformed into a mesmerizing show of colours and shapes. These elements highlight the importance of visual depth made possible by clever lighting design, which brings even more life to the outdoors. To discover more possibilities of the featured products, visit [deltalight.com](https://deltalight.com)

### Products and possibilities



**LOGIC R A**  
Inground Logic R A's were used for upward lighting of all the backgrounds with bushes and rocks.



**KIX PIN**  
Kix Pin projectors carefully hidden among flowers and architectural elements emphasize the trees and waterfall, creating mystical illumination that magnifies the beauty of the outdoor landscape.



To discover more possibilities of the featured products, visit [deltalight.com/outdoor](https://deltalight.com/outdoor)



# Cremona

The Monastery of Santa Monica, a sprawling complex spanning over 20,000 m<sup>2</sup> in Cremona's historic center, was once a military barracks before being converted into the headquarters of the University of Sacro Cuore di Cremona. The objective of the lighting project that was designed to highlight the historical and natural significance of this location, brought its rich past and unique landscape to life. Different lighting products and techniques were used to create distinct layers of light: both for functional daily use, as well as architectural appreciation, resulting in a unique and effective lighting design.







## FUNCTIONAL LIGHTING

The lighting design for the pedestrian paths at the University of Sacro Cuore di Cremona was carefully crafted to cater to two types of paths. The main walking routes, with a wide roadway for the occasional maintenance vehicle to pass are accentuated with functional lighting that also illuminates the rest areas and benches. The pole light fixtures were chosen to clearly mark the main paths. The lighting is decisive and consistent, allowing for easy orientation. The result is a warm, practical, and visually appealing setting.

### Products and possibilities



#### POLESANO

The Polesano was chosen for its clean, minimal design that blends well with the environment, without pulling focus. It offers flexibility with multiple optics, enabling different light effects without being bulky. . This allows for the same aesthetic throughout the grounds, irrespective of the location it's used in.



The second type of path is pedestrian-only and runs alongside the green areas and building perimeters. A softer and more constant lighting approach was chosen to light these paths. A small bollard fixture was selected to blend into the surroundings, emphasizing the light's effect on the path. The light functions like a blade, making these areas easily recognizable, even at a quick glance.

## ARCHITECTURAL LIGHTING


To highlight the architectural elements of the former monastery, the lighting project focused on the main portico, the secondary portico, and the central statue in the cloister. Lights shine on the main portico to emphasize the vaults, creating a soft and indirect light that make the space pleasant to use as a passage between classrooms or as a quiet place to gather in the evening. The goal was to make the space both functional and inviting, creating a warm and welcoming atmosphere.

### Products and possibilities



#### ELBO ASYMMETRIC P40

Elbo's aesthetic design with simple lines matches the Polesano used along the main routes, while its small size fits subtly and naturally into the surroundings. The narrow beam light optic not only brightens the paths, but also provides a pleasant and easily recognizable lighting effect.



#### FEMTOLINE 25 F

The compact size of the profile enabled it to be discreetly concealed in the vaults' chains. The profile's flat diffuser provided a more prominent light directly beneath the arches, while also diffusing light throughout the entire portico volume, achieving subtle, indirect, yet effective illumination.





The central statue is highlighted from all angles, emphasizing its presence and providing a clear view of it from anywhere within the cloister.

#### Products and possibilities



#### FRAX M

The projector's minimal and clean design, along with its small size, made it an ideal choice for accent lighting at the statue's location. Its precise optics ensured the perfect accentuation of the statue, minimizing any unwanted light phenomena. The projector's easy-to-install ground fixing system is practical and discreet.



To discover more possibilities of the featured products, visit [deltalight.com/outdoor](https://deltalight.com/outdoor)



To enhance the secondary portico, accent lights were used to draw attention to the columns inside. The lights helped feature the building material of the columns, adding depth.



## ILLUMINATING NATURE

Green spaces were intentionally left unlit to draw focus to the buildings, architectural features, and path. This creates a dramatic contrast between lit and unlit spaces, emphasizing the important elements of the site. The absence of light also cultivates a feeling of restfulness in darkness. To discover more possibilities of the featured products, visit [deltalight.com](http://deltalight.com)



### LOGIC

Using a compact recessed floor lamp made it possible to install these lighting fixtures near the columns. Having a narrow scope, these lights helped emphasize the columns as standalone architectural elements of the portico.




# Monterrey

Nestled at the foot of the Sierra Madre mountains, the garden of this residential project was designed to represent a natural sculpture – a place of joy and relaxation.

The project is located near the Chipinque Park, an ecological reserve known for its rich flora, including towering Encinos and Pinus Pseudostrobus trees, as well as smaller trees like El Colorin and Duraznillo. The vegetation lends each season a unique character.

The lighting design aimed to balance the natural sculptures of the garden with architectural features, creating a space for evening enjoyment. By enhancing the garden's beauty without overwhelming it, the lighting design aimed for an ambiance that invited residents to bask in the surroundings. With nature as the main attraction, the garden offers a restful haven in the midst of city life.







## FUNCTIONAL LIGHTING

Functional lighting in essential areas of the garden, such as pedestrian paths, vehicular access, and recreational spaces didn't compromise the natural elements of the garden.

Customized lighting was used to illuminate the pathways, so that the lighting design was in harmony with the natural and architectural features. Each path was carefully considered in relation to its location within the garden, resulting in a lighting solution that complemented the overall aesthetic of the space.

### Products and possibilities



#### POLESANO

To provide ample light and emphasize key areas of the garden, the Polesano was used to light up the walkways near the house and frequently used areas. This allowed for a general, brighter light that draws attention to these spaces.



#### BAZIL

The Basil floor fixture was chosen for its design and functionality, providing a soft lighting effect on the ground and seamlessly blending in with the plants and trees. It was the perfect choice for illuminating the paths.



The lighting design for the large recreational areas aimed to create a moonlit effect with shadows on the ground. This effect was achieved by combining Kix and Logic fixtures to amplify the surrounding trees, creating a functional and playful space for residents to enjoy.





The pool area was given special attention in the lighting design. In addition to lighting up the vegetation, the decorative elements were given prominence using Delta's Montur floor fixture. Placing the fixture next to it made sure the vegetation was showcased, meanwhile casting soft shadows on the surfaces around it.

#### Products and possibilities



##### KIX PIN

The Kix Pin was an excellent choice for highlighting natural elements in a subtle, yet dramatic way. It provided a striking contrast between different features, making the paths more dynamic and the scenery more charming.



##### BAZIL

The Basil floor fixture was chosen for its design and functionality, providing a soft lighting effect on the ground and seamlessly blending in with the plants and trees. It was the perfect choice for illuminating the paths.



## ARCHITECTURAL LIGHTING

This project is a charming combination of classic architecture that sets the house and chapel apart. To exhibit the unique features of the arches in both locations, Logic lights were the ideal choice. To ensure the lighting design accentuated the facade of the house, a narrow beam angle was used to give off a soft and alluring light on the arches without any harsh glare or unwanted light spillage.





The chapel's lighting design aimed to create a mesmerizing dual effect with one type of fixture. Recessed ground lights illuminated the vaults from bottom to top, creating a mystical quality. From outside, the chapel appears as a magic box, that glows in the surrounding darkness. Inside, the lighting is soft, diffused, and incredibly evocative, setting the mood for reflection and contemplation. The overall result is an interplay of light and shadow that sets off the classic architecture of the chapel.



## ILLUMINATING NATURE

This project's main feature is its abundant and diverse vegetation, which reflect its unique location. To do justice to these features, we researched which fixture and lighting effect would be ideal for each natural element, considering factors such as dimensions, location, and material. The Logic and Kix family was a perfect fit, as their different beam angles and adjustability offered the flexibility we needed to keep the lighting concept consistent throughout. This allowed us to create a lighting design that complemented and accentuated the beauty of nature while maintaining a harmonious flow. To discover more possibilities of the featured products, visit [deltalight.com](https://deltalight.com)



To discover more possibilities of the featured products, visit [deltalight.com/outdoor](https://deltalight.com/outdoor)




Certain areas of the garden have unique clusters of vegetation that are lit up by the Stevie fixture, creating eye-catching focal points with its diffuse and gentle illumination of the greenery.

# Verudela Art Park

The Verudela Art Park, a project by Dean Skira, is a mesmerizing new artistic attraction in Pula, Croatia. Located on 5,500 m<sup>2</sup> of land in Verudela, this park features spectacular sculptures and installations. It's a perfect destination for art enthusiasts, as well as anyone looking to unwind and take a leisurely stroll through this captivating space.







The lighting design for the Verudela Art Park goes above and beyond traditional landscape illumination. While creating visual balance between light and shade was important, it was also crucial to highlight the sculptures and Corten lines that intersect with the terrain. Safety was also a top priority, ensuring visitors could move around the park at night without issue. To achieve this, both the park itself as well as the pedestrian paths around it and a portion of the nearby forest were illuminated. The result is a breathtaking experience that showcases the park's natural beauty and artistic installations while providing a secure and enjoyable environment for everyone who visits.





The Verudela Art Park is a remarkable project that seamlessly blends three layers of lighting: function, architecture, and nature. There is no clear separation between these different functions; they all meld together. The same lighting fixtures that illuminate the artwork and sculptures also provide functional lighting for the paths. It's a perfect example of how lighting can bring together different elements of a space and create a cohesive, stunning stage for art. To discover more possibilities of the featured products, visit [deltalight.com](http://deltalight.com)







#### Products and possibilities



#### POLESANO

The installation of 14 Polesano poles, each with 4 lamps providing street, flood, and spot optics, creates a dynamic and compelling lighting grid in the Verudela Art Park. The central control system allows for independent direction of each lamp from a single point, making the lighting design even more versatile. While the sculptures are undoubtedly the stars of the show, the combination of architecture and lighting is equally essential to the overall ambiance in the park, especially at night.



To discover more possibilities of the featured products, visit [deltalight.com/outdoor](https://deltalight.com/outdoor)

# Riomar

The Riomar is a stunning boutique beach development that's synonymous with luxury. The architect has cleverly incorporated light as a building material, seamlessly designing lighting fixtures into the overall architecture to create a magical atmosphere that reflects the Ibiza beach vibe. Riomar is truly a paradise on earth.





## FUNCTIONAL AND ARCHITECTURAL LIGHTING

To create a luscious and chill atmosphere, only one luminaire was used for both functional and architectural lighting. The Montur L P, a modern take on the classical lantern, was chosen for its ability to provide ample lighting while avoiding direct glare for guests. The result is a perfect blend of style and safety.





#### Products and possibilities



#### MONTUR L P

This modern reinterpretation of the lantern archetype provides a subtle and elegant light for the lounge areas, avoiding any kind of glare.



To discover more possibilities of the featured products, visit [deltalight.com/outdoor](https://deltalight.com/outdoor)

## ILLUMINATING NATURE

To highlight the beautiful trees on the property, they were illuminated from underneath. In-ground lighting fixtures were chosen for their ability to withstand harsh oceanfront weather conditions. The result is an impressive visual display that's durable when faced with the toughest storms. To discover more possibilities of the featured products, visit [deltalight.com](http://deltalight.com)

### Products and possibilities



#### LOGIC 190 R


This versatile fixture has an adjustable projector that allows for optimal beam control. The LED engine can be tilted up to 25° and the fixture can be rotated over 350°, while maintaining its IP67 label. Ideal for a variety of applications.





# Pro





© Paul Ijsendoorn

duct



# Ceiling

# Recessed



Reo X



Deep Ringo X



Entero X



Carree X

# Ceiling

# Surface



Boxy X



Supernova XS



Supernova XS Pivot



B-Liner

# Floor

# Recessed



**Logic 40**  
3,9W – 390lm  
15°



**Logic 60**  
2W up to 7,1W – 230lm up to 810lm  
6°, 20°, Wallwash



**Logic 90**  
2W up to 10,4W – 230lm up to 1130lm  
6°, 11°, 30°, 55°, Wallwash



**Logic 190**  
11,9W up to 14,7W – 1406lm up to 2076lm  
Lens: 8°, 14°, 26°, 47°, Wallwash,  
Linear spread  
Reflector: 18°, 32°, 45°



**Logic Linear**  
14,4W up to 28,8W – 1726lm up to 3452lm  
15°, 25°, 40°, Wallgrazer



**LEDS C / GO**



# Floor

# Surface



Kix S



Kix M




Kix II




Frax  
5,9W up to 23W – 650lm up to 2400lm  
8°, 14°, 26°, 47°, Wallwash, Linear spread



Oono



Spix



Outliner



Stieve



Montur

# Floor

# Surface



Elbo



Walker



Oblix



Striper



Monopol



Bazil



Polesano  
42W – 4500lm  
15°, 43°, 70°, Streetlight

# Wall

# Recessed



Logic W S



Logic W L



Logic W L F



LEDS C / GO



Heli X

# Wall

# Surface



Oono



Stip



Skov



Vision Out



Topix



Tiga



Mono II



Ultra



Nocta



# Wall

# Surface



Nocta SQ85



Nocta SQ155



Backspace



Walker



Montur



Spy 39W



Kix S



Kix M



Kix II

# Wall



Soiree



Polesano W

# Surface



Frax

5,9W up to 23W – 650lm up to 2400lm  
8°, 14°, 26°, 47°, Wallwash, Linear spread



Spix



To discover more possibilities  
of the featured products, visit  
[deltalight.com/outdoor](https://deltalight.com/outdoor)



# R&D engineering

## CONTINUOUS RESEARCH & INNOVATION

Delta Light has been at the forefront of lighting technology for over 30 years, and continues to push its boundaries, both in interior and exterior lighting. Our investment in R&D, production and innovation aims to deliver outstanding luminaires, fusing contemporary design with high-quality materials, advanced engineering, the very best performance and a longterm lifespan.

The lighting industry is constantly changing and evolving. We consider this both to be a challenge and an opportunity. It fascinates us to keep on bringing new designs and lighting solutions. You could consider it a passion to surprise and inspire people around the world. We start from our own in-house design team, but also love to explore common grounds with architects and designers, coming from different industries, exceeding the essence of collaboration. Delta Light's extensive R&D team is constantly on the look-out for the trends of the future, both in terms of design and use of materials, without losing sight for the power of imagination. Its creative statement is confirmed by the opinion of several expert panels, resulting in a number of prestigious awards such as IF Design Award, Good Design Award, Red Dot Design Award and many others.

## SMART DESIGN

We are focused on the details. The looks, how a fixture moves, how it can be specified and installed, the ease of enjoying the light and so much more. With a surprising visual simplicity, our products are the result of an extensive design and prototyping process, fusing advanced technology with timeless design and sustainable materials.

## STATE OF THE ART DEVELOPMENT

An important feature in Delta Light's creative process is the use of state of the art development techniques. The intensive use of 3D printing, early stage FMEA (Failure Mode and Effect analysis), goniophotometry and in-house third party recognized lab (SMT / CTF / satellite data acceptance / BELAC accreditation) result in a fast, efficient and

first time right development process. As such, an essential attribute in the company's short idea-to-market philosophy. Throughout the entire production process Delta Light distinguishes itself by handling the strictest quality parameters, to ensure products and services are designed and produced to exceed customer requirements.

Every step in the production process has a routine quality procedure, covering both product quality and testing. Each product that leaves Delta Light, has been inspected and tested thoroughly, resulting in minimal returns and maximum efficiency. Product quality and safety testing according to the international IEC standards is done in our company owned accredited Delta Light Laboratory. The close cooperation with our certifying partner SGS-CEBEC® leads to CE, ENEC and CB certifications for European and IEC member countries (<http://members.iecee.org/>). The laboratory also covers the testing of products for the North American market by being certified as a level 4 satellite laboratory for INTERTEK®. This allows us to obtain the cETLus listing for our products. Our light lab is ILAC / BELAC accredited resulting in the highest possible level of world-wide acceptance.

## ADVANCED OPTICS

Delta Light's team of engineers and optic experts is on a continuous quest to match the company's credo for design with energy-efficiency and optimal quality of light. Delta Light's outdoor range is ready to meet the needs of today's landscape design and illuminate with impact. We offer different precision light distributions to fulfil various requirements, with high uniformity, for demanding outdoor applications. CAD-engineered and precision manufactured lenses deliver a tightly controlled light distribution while reducing light pollution to an absolute minimum. The variety of optics, beams and other features enable designers to meet the various needs in landscaping illumination, both in public and private space... from staging of buildings to high-lighting decorative elements, create scenic outdoor settings, lighting up trees to staging of pathways, terraces and much more.

## OUTSTANDING QUALITY

The development of high-quality LED's has become one of Delta Light's core competencies. Our LED modules are designed for service lives exceeding 50,000 operating hours. After this period has expired, the module is not ruined; it continues to function, and still shines with at least 90 % of its initial brightness. As luminaire designers and manufacturers, we always strive to create the best possible thermal conditions in the luminaire, to ensure that LED's operate in the best possible way. From the design of the LED circuit boards and heat sink, to the selection of materials, to the assembly process and installation techniques... all is engineered to reach optimal service life and maximum efficiency. We partner with the best suppliers in the world to ensure a consistent LED selection, in order to ensure colour uniformity in time and across different product ranges. A minimum of MacAdam 2 is a standard throughout the collection.

## HIGH-QUALITY MATERIALS & PROTECTIVE FINISHING

Delta Light pre-treatment and powder coating.

Delta Light luminaires for both indoor and outdoor are produced using a proprietary process based on selected base materials and finishes to give the user the pleasure to enjoy their presence in- and outside the architecture for a very long time.

The applied pre-treatment and finish on our products is the result of intensive research, testing and setting up an inhouse surface protection installation.

Especially the quality of our outdoor range with respect to corrosion protection can be assured based on a typical surface protection and finish deployed in the following 5 topics :

1. Basic materials (Alloy)
2. Pre-treatment: Titanium based non-organic conversion layer
3. Powder Coating
4. Hardware
5. Process Control

This dedicated treatment is even reinforced by 2 individual trademarks:





## DELTA LIGHT QUALI PROTECT

This trademark is related to topic 1 and 2. It covers the protective non-organic pre-treatment applied to the most suitable alloys to ensure a long term corrosion resistance.

## DELTA LIGHT SUPREME TEXTURE

This trademark is related to topic 3 to 5 and it covers the final finish of the product in terms of both weather and UV resistance. We achieve this by applying high end polyester powder coatings resulting in a perfect finish and appearance.

Texture stands for the visual or tactile surface characteristics of a surface and the disposition or manner of union of the particles of a body or substance. Texture does not only relate to the powder coating itself, but even more the perfect finish, the appearance and quality of the product.

## BASIC MATERIALS (ALLOY)

For aluminium components we use selected alloys with the lowest grade of corrosion inducing contaminants like copper, iron etc, while maintaining the required processability. Non-visible stainless steel components, mainly used for mounting surface contact are made in 316 grade. Seen the importance of the pure grade of the base material, Deltalight monitors the composition of the supplied alloys by means of non-destructive x-ray photospectrometric analysis.

## PRE-TREATMENT

Apart from the pure grade aluminum alloy, a dedicated pre-treatment, is the next step in the finish of exterior luminaires. The pre-treatment applied by Delta Light is a procedure that creates the perfect basis for a high corrosion resistant product and is achieved in 7 steps. The base process is known and proven but the details are the result of scientific research and process optimization.

The base steps are

1. Alkaline degreasing
2. Clear water rinsing
3. Delta Light Quali Protect Etching
4. Clear water rinsing
5. Deionized water rinsing
6. Delta Light Quali Protect Titanium Passivation
7. Hot air Drying

## POWDER COATING

After the pre-treatment, the Delta Light outdoor range is covered by an organic UV resistant polyester thermosetting powder coating, selected and made according to Delta Light Supreme Texture standards. This coating is typical solvent free which makes painted products direct and 100% recyclable. The paint is finally secured after hardening at 200°C.

The used powder coatings are certified according to European fire and fume regulations and have specialist certificates.

## HARDWARE

Apart from the painted parts that are used for the assembly of our outdoor products we assure that all other components such as bolts, nuts, washers, screws, brackets, fixation plates, ... are made from the best stainless steel quality. This to assure the entire quality of the outdoor luminaires and to make sure any of the screws can be untightened during the entire lifetime of the product for eventual service. Stainless steel components in contact with aluminum are assembled with protection compound to avoid electrochemical corrosion.

## PROCESS CONTROL

All critical process steps in the pre-treatment and application of the finishing layer are monitored using SPC (statistical process control). Delta Light Quali Protect and Delta Light Supreme Texture outperform common known quality principles. Stability and effectiveness is on top of the SPC monitored by filiform corrosion tests on production samples.

## MANUFACTURED WITH PRECISION

The Delta Light collections are the result of handcrafted care and industrial expertise. Each luminaire is designed, engineered and manufactured to guarantee high, maintained IP ratings and a long lifetime. Weatherproof and non-ageing silicone rubber is used extensively in the range. It provides excellent sealing qualities in corrosive and high temperature environments. Depending on the product, its design and application needs, Delta Light uses a 2 component potting substance, combined with glass gluing by robot, to guarantee optimum precision and IP67 rating. Various ranges are further supported by waterproof installation kits, including watertight power supplies and waterproof connector kits.

## TESTING

In general, but on outdoor luminaires especially, there are high demands on durability and quality of our product range, therefore it is of main importance that these are thoroughly tested and simulated in the most realistic conditions possible. Hitting the luminaires with an impact hammer, soaking them in water and dust or damaging them to see the effect when subjected to highly corrosive environments. We do not do this just for fun, but to know exactly what the effect on our products will be once they are being installed in harsh environments. In this way we know what our luminaires can endure and label them with the proper classifications.

## IP TESTING

· Luminaires for exterior use will be affected by different environmental aspects, for example heavy rainfall or dust or dirt particles being blown around by the wind. To prevent these influences from having an impact on the functionality of the

luminaire, an IP rating is being mentioned for each type of luminaire. At Delta Light, all our luminaires are being tested according to the specific standards in order to give them the correct IP rating according to the final application purpose.

## IP TESTING (SOLID PARTICLES)

· IP testing according to IEC 60598. The standard specifies all parameters and circumstances to deliver correct test results, depending on the degree of protection against solid particles. The first digit of the IP rating tells the protection rate against solid objects of the following diameters:

- >50mm: the luminaire can not be entered with a hand or similar for example
- >12,5mm: the luminaire can not be entered with a finger or similar for example
- >2,5mm: the luminaire can not be entered with tools or similar for example
- >1mm: the luminaire can not be entered with a screw or thin wires for example

## IP TESTING (FLUID)

· IP testing according to IEC 60598. The standard specifies all parameters and circumstances to deliver correct test results, as there are multiple degrees of protection depending of the final purpose of the luminaire. Simulations can be done for rain, over spray water to submersion, according to the specific type of installation.

- Rain (IP X4)
- Spray water (IP X5)
- Splash water (IP X6)
- Submersion (IP X7)

## IK TESTING

Next to IP rating, a luminaire can also be influenced by certain large or smaller impacts, for example collision with people, bicycles or cars. Different types of collision can be tested according to IEC 62262, this standard specifies all parameters and circumstances to deliver correct test results, depending on the degree of protection against external mechanical impacts. A hammer is being dropped into the luminaire to create impact. The weight of the pendulum and the height from where it is being dropped can vary to measure different levels of impact. The higher the digit of the IK XX value, the higher the impact it can absorb without preventing the luminaire from losing its protective function.

## FILIFORM CORROSION TESTING

Luminaires for exterior use are more exposed to harsh weather conditions and need to be resistant to corrosion. To test coated luminaires on how they react to exterior conditions we test them according to the filiform corrosion test (ref. ISO 9227): the product is being scratched and undergoes a corrosive attack by

dripping hydrochloric acid onto its surface. Afterwards the product is being put into the test cabinet for 1000h at 40°C and a relative humidity of 82%. After this test; results are being checked according to ISO 4628-10.

#### CLIMATE TESTING

Over time, a luminaire will be influenced by the environment it is installed in, be it by alternating temperatures or changing levels of humidity. By simulating the environmental influences in a climate test chamber we are able to reproduce the effect on our luminaires but also check extreme stress parameters like rapidly changing temperatures. It allows us to ensure the correct material choice for different types of luminaires and improves the reliability and quality of our products.

#### COMPONENT TESTING

All luminaires exist out of multiple components, therefore a luminaire is only as qualitative as its weakest component. Quality testing on component level is a constant and essential topic at Delta Light which requires a high level of know-how as all components exist out of different materials, can be electronic or electric and are being used in different circumstances. Looking for the best quality in both components and manufacturers requires a strict policy in testing and supplier selection.

#### ELECTROMAGNETIC COMPATIBILITY TESTING

EMC testing according to IEC 61547, IEC 55015, IEC 61000-3-2, IEC 61000-3-3

Electrical products can emit electromagnetic waves. When releasing electrical equipment for the EU market, it has to apply to the norms set by EU directives. These tests are done to make sure that there will be no mutual interference from the luminaire towards its environment in order to not hinder the correct operation of the equipment.

#### OPTICAL SIMULATION

Light quality also depends on the way the light is being controlled by the optics when it leaves the light source. We pay specific attention to the final result when choosing or designing our optics. Using computer simulations allows to check at an early stage how the optics need to be shaped and where it needs to be positioned. By making computer simulations we can already make an accurate estimation of how the luminaire will perform in a final stage. Apart from simulating the final effect of the luminaire, these simulations are also being used to develop the most energy-efficient lighting solutions possible and can be used to see what the effect of an accessory will be when applied onto the luminaire.

#### PHOTOMETRICS

Apart from the lumen output and the power it consumes, a luminaire is characterized by its luminous distribution. At Delta Light® we have the knowledge and infrastructure in-house to determine those characteristics of the luminous distribution.

#### QUALITY CONTROL AND PRODUCTION

At different stages of the manufacturing – during the complete process from components to finished product - routine testing on functionality and safety is being done to assure the highest level of quality. After full assembly, each luminaire itself is undergoing a final test and is being marked, hereafter it is being packed and labeled, ready for transportation. Some examples of this functional testing are checking if the light effect and output is correct, checking if all hinges or other moving parts are working fine or checking if there are no irregularities on the electrical wiring.

#### OPTICAL SPECTOMETRY

Together with the luminous distribution, also the quality of light is of main importance: what is the total luminous flux, how does the spectrum look like, ...? By using spectroradiometers the quality of light from the light source and the complete luminaire can be checked into detail and optimized to our Delta Light standards. To learn more about our research and development, visit [deltalight.com](http://deltalight.com)



To discover more possibilities of the featured products, visit [deltalight.com/outdoor](http://deltalight.com/outdoor)



# Lighting the path to sustainability

Pretty soon, we'll live in a world where sustainability will create added value and drive economic growth. It will effect everything we do. That's why we at Delta Light are looking for ways to make sustainability an everyday habit and lifestyle choice. Sustainability not a destination, rather a path. Each individual effort and every small initiative made over time will make the future a brighter place.

At Delta Light, we recognise that our business activities have an impact on the environment, and we take this responsibility seriously. We place great importance on ecological awareness and sustainability. Our goal is to produce light fittings that are innovative, efficient and above all, environmentally friendly. We constantly strive to improve our products and operations in terms of efficiency, longevity and sustainability.

With each new collection, we use the latest technological developments whenever possible, improve recycling, encourage reuse, and pay close attention to efficient use of materials, low-waste production and low-carbon transport.

Our commitment has been recognised by the Lighting For Good Awards in 2019 and 2020. Beyond production processes, our Belgian headquarters is equipped with solar panels that produce enough renewable energy to power our entire production line and office. We also pay a lot of attention to recycling and waste management. Many of our luminaires are made of aluminium profiles and we optimize manufacturing to minimise waste. And aluminium waste is collected and recycled or reused.

We are also upcycling. In fall 2022, we partnered with Dutch company MVRDV to launch High Profile, a collection of colourful light fixtures made from scraps of aluminium profiles. This sustainable design was awarded the dezeen award for best in lighting of 2022, an honourable mention we hold dear.

We are also quite proud to offer our employees a healthy, safe and harmonious environment, whether abroad or in Belgium. Our sustainability efforts and commitment to the well-being of our employees earned us the bronze Ecovadis medal in 2019, and the silver in 2020, 2021 and 2022.





# Interview Dean Skira

DL What moved you to go into lighting design?

DS I wanted to go into a profession related to architecture and form. When I discovered that light has a form which is invisible, but influences our emotions in a powerful way, this really intrigued and attracted me. Evidently, I was gravitating towards light, architecture and interior design so in my twenties I moved to NYC to study these disciplines. Back then, I envisioned that my career would develop in between constant travel and the drawing desk. What I didn't know, is that I would be travelling in light, and walking through shadows. After a while, I met several lighting professionals and started working with light. That's how I became a lighting designer. My professional life is from that moment on based on strong, passionate belief in light, and I feel very lucky to be able to engage in this practice with all of my heart and enthusiasm. What started as design work with tangible forms has, over the past thirty years, developed into building and creating with the intangible and the ephemeral.

DL Do you have a design or a lighting philosophy?

DS During the years I did develop a lighting philosophy as I had to theorize about lighting to transmit more clearly my ideas to others. I'm convinced that everything we do is not important for the architecture itself but for the people that live in it. Providing the utilitarian quantity of light is a process that

doesn't really depend upon creativity today, it doesn't require an artistic or philosophical approach if we just want to illuminate space for the basic necessity to see at night. Light is much more than that and with light, we can transform any space in the nocturnal setting because it is the light that directly influences our perception, our spatial recognition and all other qualities of the space which can be manipulated, controlled, enhanced or ruined with light. My professional life is obviously the result of my deepest inner self. I needed to physically present my personal approach towards architecture, form, light and design so I built our office building the House of light that literarily speaks about the synergy between these disciplines. When I'm occupied with product design, I actually design the lighting effect I want to achieve. Lighting fixtures are like my paint brush in space.

DL Is all architecture as important at night as it is during the day?

DS Peter Eisenman once said that 90% of the building isn't really architecture. So if we agree with him, then yes, all architecture is as important at night as it is during the day.

DL How do you view the relationship between architecture, lighting and landscape?

DS In a successful project, lighting, architecture and landscape are interdependent and integrated. There is a strong bond

between light and its forms, and the solid objects it illuminates. I like to use the phrase integration with inspiration when describing this synergy. I always emphasize the importance of integration in lighting design, which assumes a close cooperation with architects, landscape architects and interior designers from the very beginning of the project development.

DL What elements are essential to come up with a good exterior lighting plan?

DS Imagine being in a museum and looking at a wonderful painting, where the artist showed the perspective of the space, the colours, shadows, people's expression, surrounding landscapes, maybe even buildings. Those paintings from big masters are telling a story from every angle into the smallest details. Everything is in balance, even if that painting has so many elements they are all necessary for understanding the feeling, emotions, the message that the artist wanted to transmit through it. This is how I view our space, our environment and the ecology of all the elements in the space. Every single element in it, at night viewed as a whole, should bring the same feeling as viewing a good painting in a museum. Controlling every device that is emitting light into that space is important throughout the entire field of vision. That is why this methodology is important, that is why we should not distinguish any element when we paint with light.

LIGHTING DESIGNER, FOUNDER OF SKIRA,  
AN AWARD-WINNING PRACTICE BASED IN PULA (CROATIA).



Our urban nocturnal environment can be compared to an unfinished pointillist painting, because there are so many bright glary dots of lights in our field of vision. My methodology considers avoiding those dots and tries to create a balanced picture throughout our visual frame. I am especially fond of working on lighting designs in landscape where light is not so easily controlled as it is in architecture. Yet at the same time, you can achieve the most romantic, theatrical stage designs. I love these scenographic approaches. Objects you illuminate are already set for you; the scene already exists in its original, natural form.

DL What is your starting point when you begin to design?

DS One of the oldest living lighting designers, Howard Brandston, once said that those who could not visualize the lighting of a space with their eyes closed, were simply not qualified to deal with light. That is, my light and my visualization process, indeed, arise from closing my eyes, imagining the space in the dark, and experiencing the form of light; the way it reveals the form of the object it illuminates, what happens with the shadow arising from this interaction. I understand that light lives in five forms. Light is invisible, but has form. The first form of light is in the source, the second is the invisible form of light itself, the third is the form of the object revealed

by light before it touches it, the fourth is the form of the shadow and the fifth is the form of the consequence that comprises all the previous four forms, as well as the way we feel and experience the space considering the four forms.

DL Besides the personal relationships, does your approach and choices differ from one continent to the other? For example, how big is the role of climate, culture and other local elements in your design?

DS The phrase integration with inspiration also applies not only for the building itself but naturally for the environment and cultural tradition so the form of the light should follow the form of the object and it should be unobtrusive to the viewer. That means that the deep thought of light is without boundaries. It flows and it should flow globally regardless of cultural difference. But also living in an area where four seasons are clearly changing our daily perception of light, shadow and colour, probably has some influence on my understanding or "learning to see" the light.

DL Do you agree that the outdoor lighting design at first needs to be utilitarian?

DS Light should be always designed beyond utilitarian, otherwise it's not designed. Name one project where you feel

that architecture, landscape and exterior lighting merge perfectly. The technology nowadays permits us to create dynamic public lighting and maybe a very good example would be the illumination of town of Motovun. A project which is in the concept phase but it implements all necessary elements of a human centric lighting design. On a microlevel we achieved this goals in our recently realized project Verudela Art Park in our town of Pula.

DL What inspires you?

DS In Greek mythology inspiration as an unconscious burst of creativity that comes from the muses.

I would agree with that but also add that it's a question of the site-specific relations between the investor, architects and partners in project. For me it happens mostly when the spirit of a place, the Genius loci, brings to me the decisive moment of inspiration. The site usually evokes clear mental pictures in my mind, of what I see on that specific scene during the night, and this applies mostly to all the lighting projects that I've done so far.



Architect: Dino Krizmanić, Leonid Zuban (Urbis), Lighting design: Dean Skira



# Interview Jonathan Ashmore



ARCHITECT, FOUNDER OF MULTIPLE AWARD WINNING PRACTICE  
ANARCHITECT. BASED IN DUBAI, DELIVERING BESPOKE PROJECTS FOR  
PRIVATE AND CORPORATE CLIENTS GLOBALLY.

DL Is all architecture as important at night as it is during the day?

JA At ANARCHITECT we see the architecture, interior architecture and interior design holistically interconnected, to create buildings and spaces sensitive to their location and natural environment. We design projects with a passive design approach with spaces which are human-centric – placing human experiences – whether these are private residents or hospitality guests - at the heart of the design concept. For that reason, the buildings we create have to work from dusk to dawn and throughout the night to create desirable environments and provide ease of use. Especially when designing in extreme weather conditions of the Middle East and Asia, at the start of the design process we take into consideration the natural light - movement of the Sun and the Moon and exposure to extreme heat, heavy rain and driving wind, to orientate the mass of the building in line with the optimum living conditions – a passive approach. This allows us to harness natural sunlight during the day and moonlight at night. After dusk, it's important for us to subtly light the architecture of the buildings and interior architecture of the spaces with carefully considered artificial lighting that creates a gradual transition from day to night light conditions. Not only does this aesthetically enhance the indoor and outdoor spaces but also retains their functionality throughout the night with a balance of ambient and task lighting custom design to suit each individual project.

DL How do you approach landscape design and the natural environment as part of your architectural concept?

JA The natural environment and local vernacular inform our architecture projects in their entirety. At ANARCHITECT we foster the vision of contextual modernism, creating buildings and spaces which whilst globally inspired, deliver 'of place' experiences and truly belong to their location so landscape, context and indoor and outdoor conditions are intrinsic elements to many of our projects. At the Al Faya Lodge Retreat & Spa, set in the crimson landscape of the Sharjah desert in the United Arab Emirates, natural environment informed the indigenous landscaping we commissioned working closely with the client and landscape architects. The natural landscape also informed the use of stone, hardwoods and Corten steel materials which will age well in the extreme weather, with the design of the lodge integrated with the local vernacular. For another destination hospitality project currently under construction, our Harding Boutique Hotel project is set within the dense coconut groves of southern Sri Lanka, a region prone to heavy monsoon seasons. The hotel's design not only refers to the local vernacular tropical modernism movement, but it is also inspired by the local climate, with the use of natural woods and local timber. We are also translating the vernacular into the bespoke furniture design within the hotel, with ANARCHITECT-designed Coconut Collection.

DL Do you work on a relationship between the interior and the exterior in your design? If yes, what is your idea about this?

JA The relationships between interior and the exterior are at the core of contextual modernist architecture which we champion. Buildings have to harmoniously co-exist with the environment they are set within, to provide optimum experiences for their residents and visitors. Especially in the Middle East and Asia, where the majority of our work is located, there's an intrinsic link between the indoor and outdoor spaces as these are often interconnected and lived between throughout the day and night. For these projects, it's essential that as much thought is given to the interior and exterior of our design, and especially to the thresholds at which the two come together – whether that's a contemplative courtyard, a balcony or a material distinction between the spaces.

DL How important is exterior lighting as part of your architectural concept?

JA We consider natural and artificial lighting right at the start of our design process. For hospitality projects, exterior lighting not only enhances the building's aesthetics after dark, but it also provides way finding for guests and staff. When designing hotels with outdoor elements such as rooftop bars, outdoor pools and fire pits – all very popular in the Middle

East and Asia – exterior lighting extends these spaces functionality after dark and helps create a desirable ambience.

DL Do you agree that the outdoor lighting design at first needs to be utilitarian?

JA With all aspects of architecture, interior architecture and interior design, their functionality has to be considered first, to ensure that buildings and spaces can serve their purpose well. It means considering if the outdoor lighting can withstand the weather conditions, how it's operated and what lighting controls are implemented for the ease of use. Creating solutions which are solely utilitarian is not sufficient though – at the same time, the outdoor lighting schemes we commission have to create the right ambience and add to the desired atmosphere of the residential property, a boutique hotel, or a bar and a restaurant.

DL Besides the personal relationships, does your approach and choices differ from one country to the other? For example, how big is the role of climate, culture and other local elements in your architecture?

JA Climate, culture and other local elements are the cornerstones on which the design of buildings and spaces we create is based. Understanding the local context is essential to creating 'of place' architecture and interiors, which are locally responsive and sensitively interact with the natural envi-

ronment and traditions. Whilst our approach remains the same – fostering contextual modernism across the globe and creating locally relevant contemporary buildings; our choices of materials, spatial layouts and the teams we put together on each project vary from region to region, so that we bring together local expertise and international know-how to create unique and progressive pieces of 'destination architecture'. Name one project – by yourself or another architect – where you feel that architecture, landscape and exterior lighting merge perfectly As per above – The Al Faya Lodge Retreat & Spa, set in the desert landscape of the Sharjah emirate in the UAE, is a great example of architecture, landscape and exterior lighting working together seamlessly to create a unique piece of modernist architecture and a dynamic intervention in the vast, desert environment.

DL What inspires you?

JA With studios based in both Dubai and now London, working internationally really inspires me. Being immersed into different cultures, learning their traditions and vernaculars and studying the geographical and climatic context all influences our work as a design practice. Travel facilitates a physical exchange of ideas, and I love to embrace both global and local perspectives when researching new projects, this duality helps us as a practice to create contemporary architecture and interiors that are relevant to society, culture and context, adding a new progressive layer to the built environment and an

international perspective which we like to refer to as a 'Contextual Modernist' approach to our work. Our work at ANARCHITECT is also inspired by detail, craft and materiality throughout each project. We embrace craftsmanship and are now exploring the integration of new technologies that are relevant and non-intrusive without losing the refinement of handmade and bespoke qualities. I am passionate and our practice is passionate about creating architecture that is rich in detail, material and responsive to place and function, the pursuit of which inspires us all as a professional team.





© Luca Cioci, Architect: Jonathon Ashmore, Anarchitect

# Interview Susanna Antico

DL What moved you to go into lighting design?

SA I have an architectural background. At the beginning of my architectural career I got the assignment to do the site supervision of a prestigious, large renovation project. Everything in the project had been taken care up to the smallest details. The historical building had been renovated with a lot of attention, all the frescos and the statues had been redone by professional conservators using the original stones. To my greatest surprise no lighting designer was involved in the project. The more I insisted on the need of hiring one, the more friction and incomprehension raised with the clients. I ended up hiring a lighting designer myself, but not being able to bring the designer to the site I ended up studying and learning so much in those years. When the project ended I sort of got "enlightened". I left the architectural practice and concentrated on architectural lighting design. I actually went to work for that lighting designer - at that time studying lighting design was almost impossible - and so this is how it all started.

DL Do you have a design or a lighting philosophy?

SA Our practice believes that the less the users of the architecture notice the function of the light, while enjoying it in full, the better the design.

The designed light in architecture is supposed to induce a mood adapted to the space's

function, allow the qualified perception of space and special architectural features, give the viewers and users a sense of safety and security while facilitating their orientation and facilitate the adequate visual tasks required in that space. And all of this while being sustainable. So, the philosophy is that the lighting intervention should be perceived and not seen.

DL Is all architecture as important at night as it is during the day?

SA Yes and no: If the architecture retains its functions around the clock, then there is no doubt that its nocturnal importance doesn't change and sometimes actually may increase. Many times, architecture that doesn't retain its daytime functions after dark, but might become an important part in the nocturnal definition of the public space, so the "importance" changes but it is still there. In very few cases, some architectural items, usually badly designed, lose all importance at night and regain it during the day.

DL How do you view the relationship between architecture, lighting and landscape?

SA As previously mentioned, lighting is an essential building block in architecture and landscape is an inherent part of architecture. The relationship is symbiotic: the architecture allows the integration of the lighting in such a way that the lighting allows the architecture to impact its users

in the way intended by the architects (and the clients).

DL What elements are essential to come up with a good exterior lighting plan? Which parameters are taken into account to select the right light effects?

SA Practically every project is unique in its elements and that is true for interior projects as much as for exterior ones. Because of our approach to lighting, the permanent and/or temporary functions of the illuminated space; the permanent or seasonal climatic conditions in the space's area; the geometry of the space; the vertical surfaces defining the perimeter of the space; the salient objects in the space and their purpose; the materials of the space; its defining perimeter items, and its salient objects, their texture and colours; the definition of the space's expected permanent or temporary users and finally the laws, regulations, standards and norms that can impact lighting choices, are all essential for the success of the design of the lighting and will all impact the choices of intensities, distribution, correlated colour, colour rendering, lighting direction, location and type of mounting and the equipment needed to deliver all above. The specificities of the project will determine an importance-hierarchy between all these elements and this will differ from one project to the other, but all of them will be considered and taken into consideration when elaborating the project.

LIGHTING DESIGNER AND FOUNDER OF SUSANNA ANTICO  
LIGHTING DESIGN STUDIO, A LIGHTING DESIGN PRACTICE BASED IN  
MILAN. INVOLVED IN ARCHITECTURAL, ARTISTIC, URBAN AND  
ENVIRONMENTAL LIGHTING PROJECTS.



DL What is your starting point when you begin to design?

SA Physically experiencing and documenting the space by being there and/or by studying the designed architecture and landscaping. When the space doesn't exist or when its accessibility is restricted for a variety of reasons, communicating and interacting with as many stakeholders, mainly future ones, including the clients, the other disciplines involved in the project and the existing and future users of the space. In parallel, collecting all existing available data, including beyond the one accessible in the public domain. Compiling and analysing all the above in order to reach a point of being able to formulate a coherent concept.

DL How important is the shape and materiality of a fixture in your lighting design scheme?

SA The luminous characteristics and performance of the luminaires - including their light sources, optical accessories and electronic equipment - is, and will probably be, the most important features and considerations in our choice of equipment. However, depending on the specificities of the project, the size, geometry, construction, colour, dimensions and location of the electronic equipment, maintenance requirements and recyclability of the equipment and the ability to integrate it in the architecture, can take a very high importance or a lower one.

DL Do you agree that the outdoor lighting design at first needs to be utilitarian?

SA We do not have a rigid rule: once again, the approach will depend on the characteristics of the project, the desires of the client and the users of the outdoor space. In some of them, the function of the space will be the most important feature and then the "utilitarian" lighting will prime while still taking into consideration all other design considerations. In other cases, the aesthetical and mood generating functions will be more important, while still ensuring answering at minimal normative, regulatory requirements, visual comfort and a qualitative result.

DL Name one project – by yourself or another designer – where you feel that architecture, landscape and exterior lighting merge perfectly

SA The Onze-Lieve-Vrouwe-kathedraal (Cathedral of our Lady) project we did in Antwerpen and its surroundings. It is a project that changed the perception of the downtown area of Antwerp and its nocturnal skyline. The building is architecturally so interesting and so nestled into the urban fabric. The landscape, the perspectives and the views created by the new lighting system make the area extremely pleasant to spend time and walk around.

DL What inspires you?

SA Our practice is very inspired by the observation of natural light phenomena and their impact on observers: sunlight, shadows and reflections; sunrises and sunsets; moonlight ambiances; reflections of lit architecture in water elements; the perception of materials, finishes, textures and colours in architecture and nature when sunlit, moonlit or lit by diffuse daylight... On top of that seeing people enjoying the spaces we design the lighting for, hearing how enjoyable and nice they suddenly perceive the built space at night. Or seeing clients coming back over and over trusting us their precious spaces and investing a lot of money in projects dedicated to the inhabitants, inspires us to continue and to enjoy what we do.





# Colophon

Copyright © Delta Light nv  
First Print - DOC 200 00059  
Made in Belgium  
Graphic design by Vrints-Kolsteren

For the latest edition of the Outdoor  
brochure, please visit [www.deltalight.com](http://www.deltalight.com)

All information in this brochure is provided for information purposes only and Delta Light NV makes no representations about the accuracy or completeness of the information in this brochure. Delta Light NV may, in its sole discretion, revise the information and technical data contained herein at any time without notice. The brochure does not contain any guarantee on the Delta Light NV products nor any warranty of merchantability or fitness for a particular purpose or use. All Delta Light products are supplied without lamps and any lamp data is given as a mere example. The general terms & conditions of Delta Light NV shall be applicable on each sale of a Delta Light product. Any trademarks, texts, images, graphics, designs and other information in this brochure are the sole property and subject to the intellectual property rights of Delta Light NV and may not be copied, modified or used for any purpose without Delta Light's prior written consent.