

LIMITLESS LIGHTING

GENERAL CATALOGUE



PENTA

PENTA BY AURALIS

Auralis è il primo polo industriale integrato, nell'ambito dell'illuminazione.

Una realtà tutta italiana, in grado di soddisfare ogni genere di esigenza di illuminazione, che si tratti di soluzioni tecniche indoor o outdoor, di progetti per il residenziale o per il contract, di collezioni di design contemporaneo o nell'ambito dei grandi classici. Un gruppo di eccellenze unico, verticale e completo, che definisce una nuova era del settore illuminotecnico, attraverso una forte propensione all'innovazione tecnologica, una costante ricerca della bellezza ed una missione ben chiara, volta alla promozione della cultura della luce come strumento per migliorare la qualità della vita delle persone.

—

Auralis is the first integrated industrial hub in the lighting field.

Auralis is an all-Italian reality that satisfies all kinds of lighting needs, whether it's indoor or outdoor technical solutions, residential and contract projects, contemporary design collections or just great classics. A unique, vertical and comprehensive group of excellence which defines a new era in the lighting sector through a strong drive for technological innovation, the pursuit for beauty, and a clear mission aimed at promoting the culture of light as a tool to improve the quality of people's lives.

 AURALIS

 PENTA

 CASTALDI

 ARREDOLUCE





La costante ricerca della qualità e la cura per il dettaglio hanno reso Penta un'azienda da un design contemporaneo e raffinato. Nel corso della sua storia ha saputo trasformare le visioni dei più rinomati designer in oggetti unici, dove la forma e la funzionalità si fondono in un equilibrio armonioso. Oggi, affidandosi a nuovi talenti, l'azienda conserva saldamente la propria identità.

The constant pursuit of quality and attention to detail have made Penta a company with contemporary and refined design. Throughout its history, it has been able to transform the visions of the most renowned designers into unique objects, where form and functionality blend in a harmonious balance. Today, by entrusting itself to new talents, the company firmly retains its own identity.

L'innovazione nel rispetto della tradizione ci apre a nuovi orizzonti linguistici, a strade inedite da percorrere e a sogni da realizzare. Il nostro sguardo è puntato verso un design elegante che si integra armoniosamente con lo stile di vita contemporaneo.

La nostra filosofia si distingue per il rigore, la precisione e la cura dei dettagli che caratterizzano ogni singolo prodotto. Il nostro patrimonio genetico, le nostre idee e l'artigianalità italiana costituiscono il cuore pulsante della nostra produzione, ma le nostre ambizioni abbracciano l'intero mondo.

Innovation, steeped in tradition, unveils new linguistic horizons, uncharted pathways to explore, and dreams waiting to be realized. Our vision is set on elegant design seamlessly blending with modern lifestyles.

Our philosophy stands out for its exactitude, precision, and meticulous attention to detail imbued in every product. Rooted in our genetic heritage, nurtured by Italian craftsmanship, and fueled by our ideas, our production beats with a pulsating heart. Yet, our aspirations reach far beyond, embracing the global stage.

Un mix di esperienza e ricerca d'avanguardia. Collaboriamo con designer affermati ma è costante la ricerca di nuovi orizzonti progettuali scommettendo su giovani designer emergenti.

—

A mix of experience and cutting-edge research. We collaborate with established designers and architects but the search for new design horizons is constant, betting on emerging young designers.



CONTENT

COMPOSITIONS 17

SUSPENSIONS 81

TABLE LAMPS 111

FLOOR LAMPS 133

WALL 155

CEILING-WALL 187

SOFT

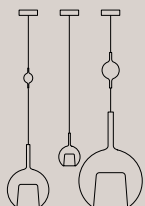
ARCHITETURAL 193

TECHNICAL

INFO 233

COMPOSIZIONI / COMPOSITIONS

GLO & CHARM pag. 20 & 24



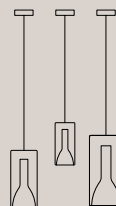
HAIL pag. 30



ICONICA pag. 38



LIT pag. 46




MISTY pag. 52



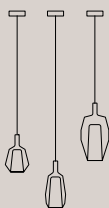
MISTY TEXTURE pag. 60



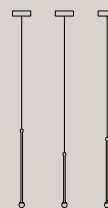
MOM pag. 66




MOM GLOSSY pag. 68



STORM pag. 72

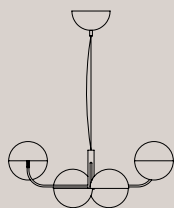


WONDER pag. 76

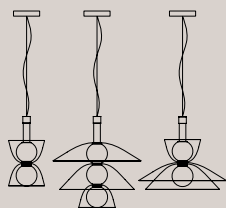


SOSPENSIONI / SUSPENSIONS

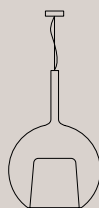
ELISABETH pag. 82



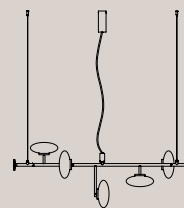
GEMS pag. 84



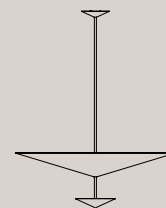
GLO MAXI pag. 92



MAMÌ pag. 96




NARCISO pag. 98



RUNA pag. 100

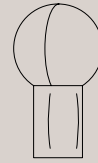
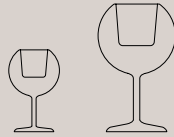
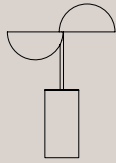
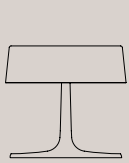


WOODY pag. 106

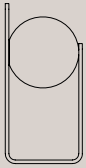


TAVOLO / TABLE LAMPS

CHINA pag. 112 ELISABETH pag. 116 GLO pag. 118 JE SUIS pag. 120 MAMÌ pag. 122

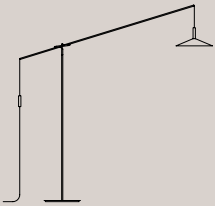


MORSETTO pag. 124 NARCISO pag. 126 SPOON pag. 128



TERRA / FLOOR LAMPS

ALTURA pag. 134 CHINA pag. 136 GLO pag. 138 JE SUIS pag. 140 MAMÌ pag. 144

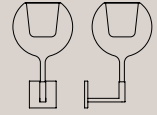
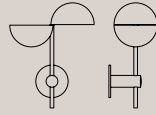
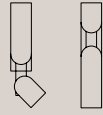
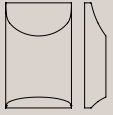


NARCISO pag. 148 SPOON pag. 150

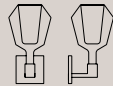


APPLIQUE / WALL

APRILE pag. 156 CLASH pag. 160 ELISABETH pag. 164 ENOKI pag. 166 GLO pag. 170

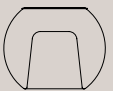


LUDO pag. 172 MOM pag. 176 MORSETTO pag. 180 VELA pag. 182



PLAFONE / CEILING-WALL

GLO pag. 188 MAMÌ pag. 190



SOFT ARCHITECTURAL

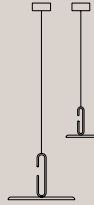
ALTURA

pag. 194



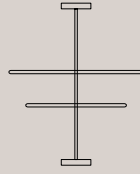
CLIP

pag. 196



FEEL

pag. 204



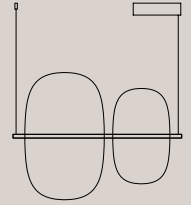
GLIFO

pag. 212



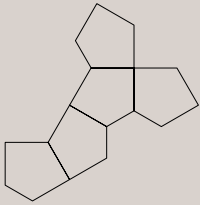
HANG OUT

pag. 218



TILE

pag. 226



COMPOSITIONS

GLO 20

CHARM FOR GLO 24

HAIL 30

ICONICA 38

LIT 46

MISTY 52

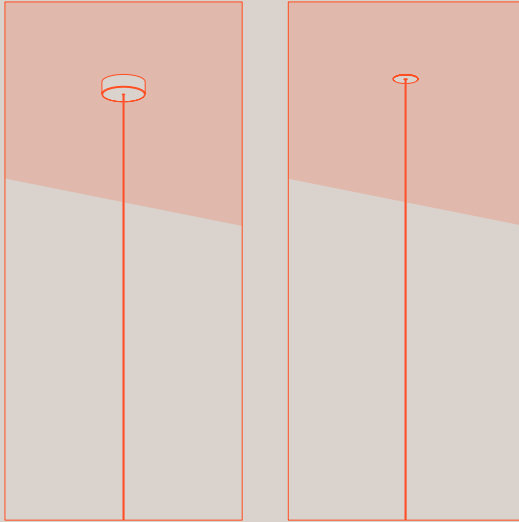
MISTY TEXTURE 60

MOM 66

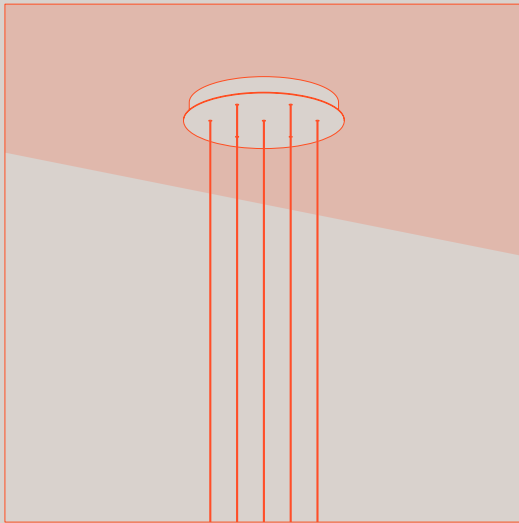
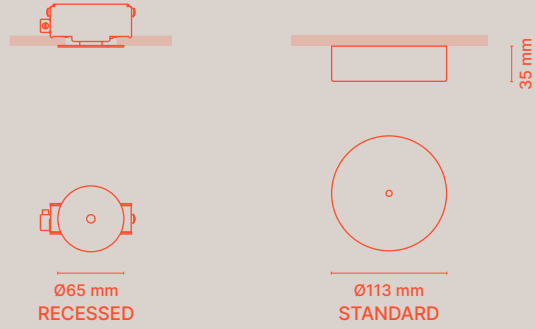
MOM GLOSSY 68

STORM 72

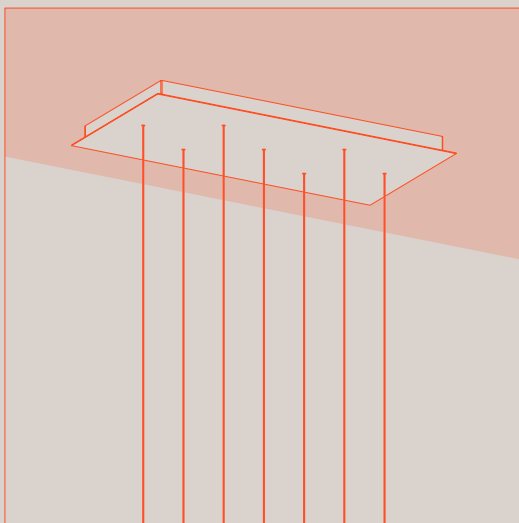
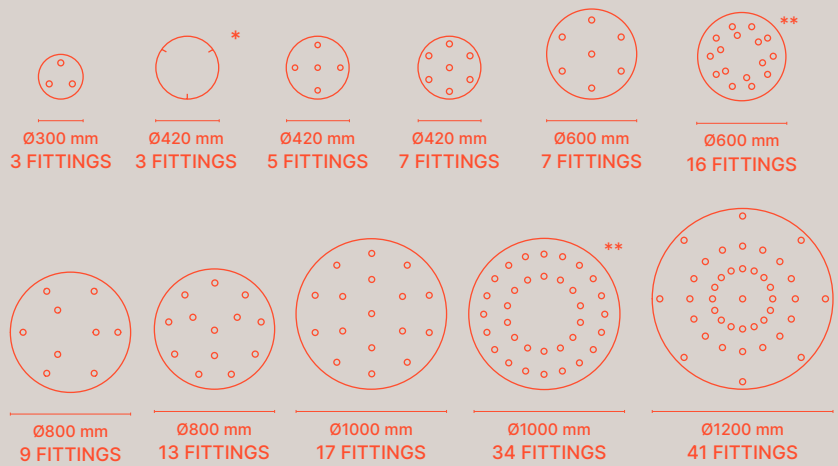
WONDER 76




ROSONE SINGOLO / SINGLE CANOPY



PIASTRA ROTONDA / ROUND PLATE




PIASTRA RETTANGOLARE / RECTANGUAL PLATE

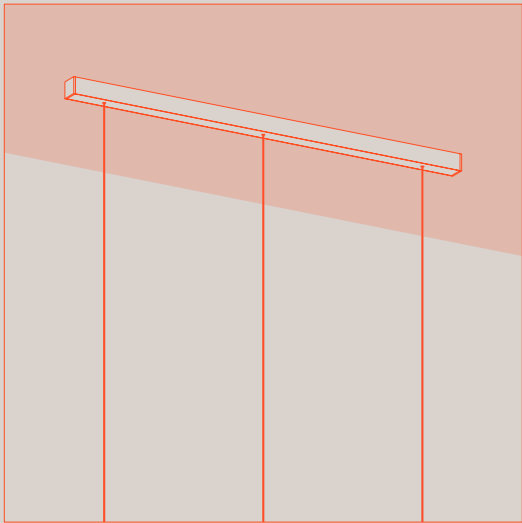


*Only available for Glo, Mom and Lit (Lit Large excluded)

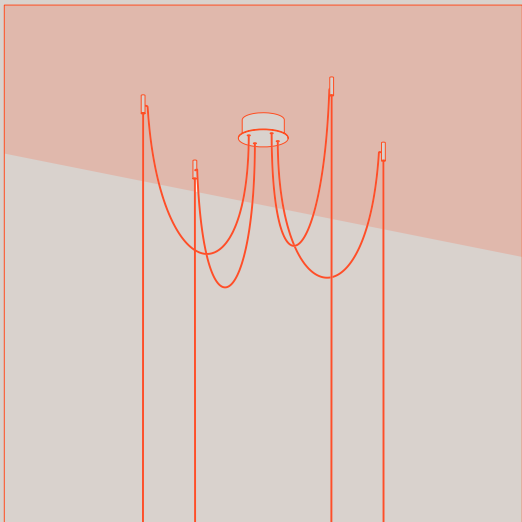
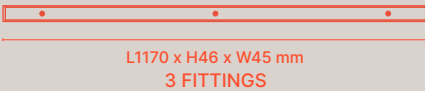
**Only available for type B and type H. Not available for Wonder.



PIASTRA LINEARE / LINEAR PLATE

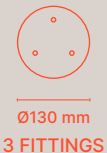
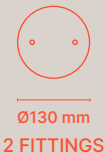


ROSONE BARRA / BAR CANOPY



DECENTRAMENTO / DECENTRALIZE

Only available for Glo, Mom and Lit (Lit Large excluded)



GLO

CARLO COLOMBO

2009-2023

TECHNICAL INFO - P.268

Glo è l'icona della collezione Penta. Una sfera di vetro che esalta il riverbero della luce, in un gioco di riflessioni e allusioni tra la lampada e l'ambiente o tra le diverse lampade. La ricca palette e le varie dimensioni della versione sospesa offrono un'opportunità per la creazione di composizioni.

—

Glo is the icon of the Penta collection. A glass sphere that enhances the reflection of light, in a play of reflections and allusions between the lamp and the environment or among different lamps. The rich palette and various dimensions of the suspended version offer an opportunity for creating compositions.







0811-23 LARGE SUSP. MIRRORING BLACK, MIRRORING GREEN, MIRRORING ROSE GOLD, MIRRORING BRONZE
0811-21 MEDIUM SUSP. MIRRORING BRONZE, TRANSPARENT, MIRRORING GOLD, MIRRORING BLACK, MIRRORING SILVER, MIRRORING ROSE GOLD
0811-20 MINI SUSP. MIRRORING BLACK, MIRRORING SILVER, TRANSPARENT, MIRRORING GREEN, MIRRORING ROSE GOLD
AA01-T-100-17 WHITE ROUND PLATE WITH MAX 17 FITTINGS

CHARM FOR GLO 2025

TECHNICAL INFO - P.270

Charm è l'accessorio che esalta la bellezza e l'eleganza della collezione Glo. Disponibile nelle versioni mini e micro, posizionata lungo il cavo per arricchirlo, la sua forma sferica amplifica l'effetto della luce, creando giochi di riflessi che trasformano l'ambiente.

—
Charm is the accessory that enhances the beauty and elegance of the Glo collection. Available in mini and micro versions, positioned along the cable to enrich it, its spherical shape amplifies the effect of light, creating plays of reflection that transform the ambience.





0811-96 CHARM MINI MIRRORING SILVER

Realizzata in vetro borosilicato, Charm riflette e diffonde la luce in modo straordinario, intensificandone l'intensità e infondendo all'ambiente una luminosità calda e sofisticata.

—

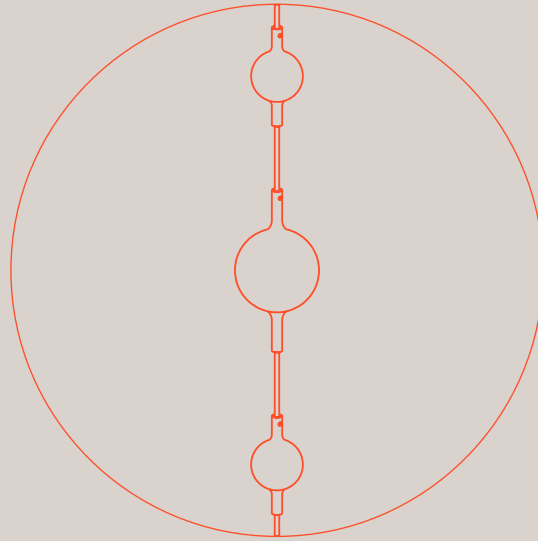
Made of borosilicate glass, Charm reflects and diffuses light in an extraordinary way, intensifying its intensity and infusing the room with a warm, sophisticated luminosity.

Il pratico sistema di fissaggio consente di posizionare uno o più elementi lungo l'intera lunghezza del cavo, offrendo la massima libertà compositiva. Una soluzione ideale per realizzare chandelier scenografici e ricchi, perfettamente adattabili a qualsiasi spazio.

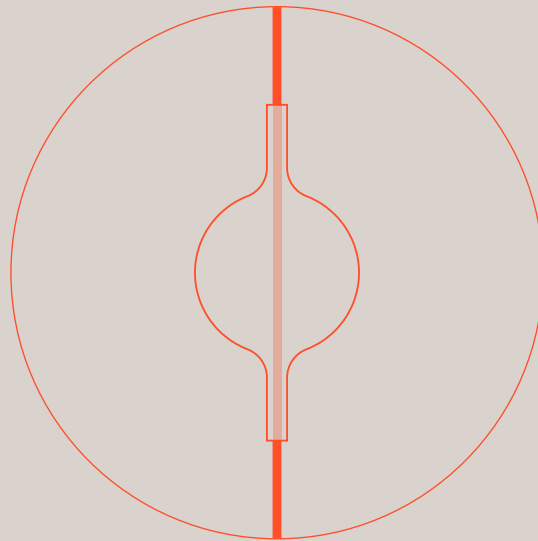
—

The practical fastening system allows one or more elements to be positioned along the entire length of the cable, offering maximum design flexibility. An ideal solution for creating rich, scenographic chandeliers that adapt perfectly to any space.


MODULAR
ARRANGEMENT



FLEXIBLE
POSITIONING



FASTENING
SYSTEM



HAIL

BARTOLI DESIGN

2023

TECHNICAL INFO - P.278

Hail nasce dall'evoluzione della lampada Storm, dalla quale mantiene il suo stelo in metallo. Hail offre una soluzione alternativa nell'emissione della luce: una elegante campanella indirizza e concentra la luce verso il basso.

—
Hail is born from the evolution of the Storm lamp, from which it maintains its metal stem. Hail offers an alternative solution in light emission: an elegant bell directs and concentrates the light downwards.





2304-20 SUSPENSION MATT BRONZE

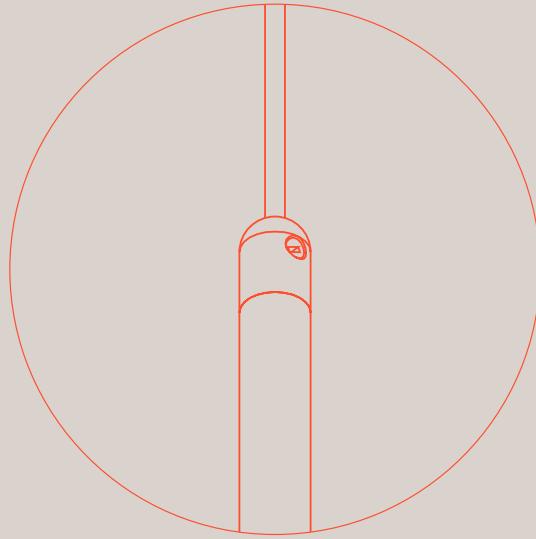


L'essenzialità costituisce l'elemento cardine del prodotto. Un sottile tubo metallico che genera una luce meravigliosa sulla superficie del tavolo. Una perfetta sintesi tra forma e illuminazione.

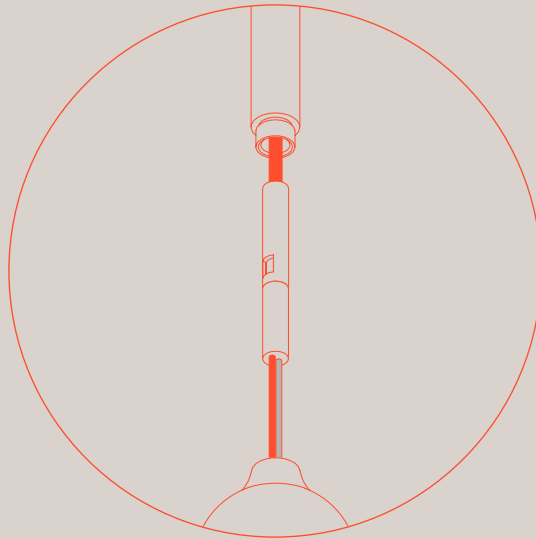
—

Essentiality constitutes the concept of the product. A small metal tube that casts a wonderful light on the tabletop. A perfect synthesis between sign and light.

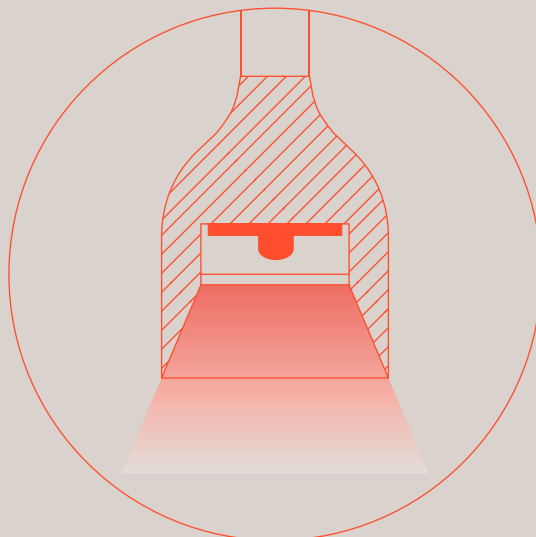
EXTRA THIN AND
FLEXIBLE CABLE



EASY CONNECTION FOR
LED REPLACEABILITY



HIDDEN LED
LOW LUMINANCE







ICONICA

SARA MORONI

2025

TECHNICAL INFO - P.290

Un prodotto luce, dalla forte identità segnica, costruito geometricamente attorno ad un solido elementare: il cono.

Completamente realizzato in vetro borosilicato, a prima vista appare un cilindro speculare estremamente rigoroso per poi svelare, in un secondo momento, una piccola sorpresa visiva: una scultura conica in vetro satinato.

—

A light product, with a strong sign identity, geometrically constructed around an elementary solid: the cone.

Made entirely of borosilicate glass, at first glance it appears to be an extremely rigorous specular cylinder only to reveal, at a later stage, a small visual surprise: a conical sculpture made of frosted glass.





2501-20 TALL SUSP. MIRRORING CHROME - 2501-21 SHORT SUSP. MIRRORING GOLD

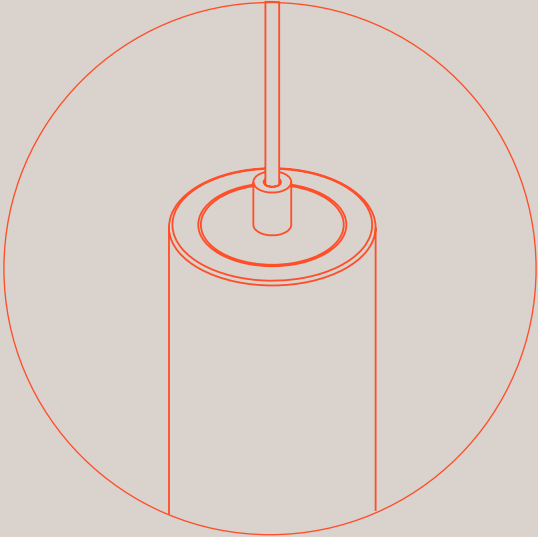


La struttura priva di elementi di fissaggio permette la rimozione rapida degli elementi in vetro dal motore a LED, facilitando sia la pulizia che la sostituzione delle componenti.

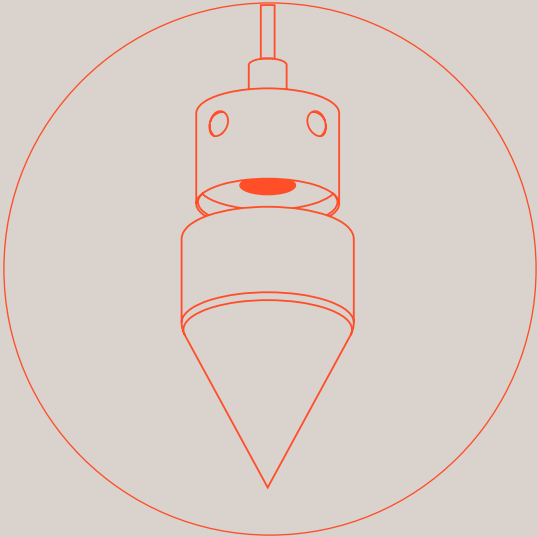
—

The structure, free of fastening elements, allows for quick removal of the glass components from the LED engine, making both cleaning and component replacement easier.

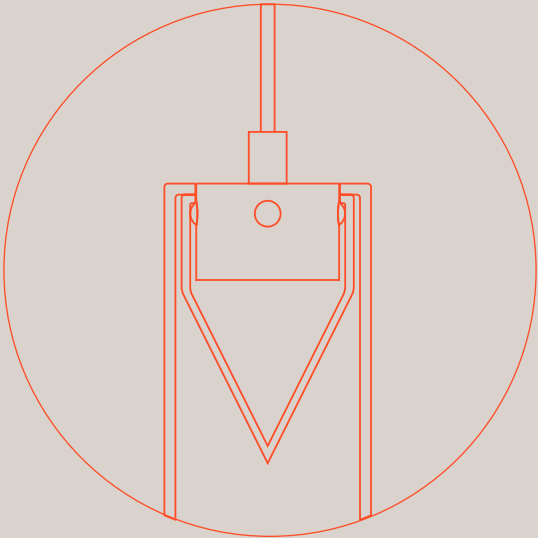
COB LED
LIGHT ENGINE



SANDBLASTED
BOROSILICATE
GLASS CONE



INTERLOCKING
SYSTEM





2501-20 TALL SUSP. MIRRORING BRONZE

In questo gioco tra luce e materia, si manifesta un'illusione ottica sorprendente: una moltiplicazione quasi infinita del volume conico all'interno del tubo, la cui percezione varia in funzione della posizione dell'osservatore.

In this play between light and matter, a surprising optical illusion manifests itself: an almost infinite multiplication of the conical volume within the tube, the perception of which varies depending on the position of the observer.

LIT

UMBERTO ASNAGO

2019

TECHNICAL INFO - P.294

Un oggetto mutevole che cambia con la luce. Spenta, Lit sembra una scultura sospesa, un tubo essenziale reso prezioso dai riflessi che si riverberano sul vetro. Accesa, la lampada rivela un'anima luminosa, calda e gentile.

—
A mutable object that changes with the light. When off, Lit looks like a suspended sculpture, a minimal tube made precious by the reflections that play on the glass. When lit, the lamp reveals a bright, warm and gentle soul.





1912-23 LARGE SUSP. : MIRRORING BRONZE, MIRRORING BLACK

La sua unicità è data dal diffusore interno sabbiato e striato che cattura e riflette la luce in modo raffinato. Ogni dettaglio è pensato per esaltare l'interazione tra luce e materiali.

Le nuove finiture disponibili, in bronzo e nero, aggiungono un tocco di modernità e versatilità.

—

Its uniqueness lies in the frosted and striated inner diffuser, which captures and reflects light in a refined way. Every detail is designed to enhance the interaction between light and materials.

The new finishes, available in bronze and black, add a touch of modernity and versatility.





1913 - 23 LARGE SLIP - 1912 - 22 MEDIUM SLIP - 1911 - 21 SMALL SLIP - MIRRORING BLUE, MIRRORING GOLD, MIRRORING VIOLET, MIRRORING BLACK

MISTY

BARTOLI DESIGN WITH ANDREA CITTERIO 2025

TECHNICAL INFO - P.304

Come un prezioso capo sartoriale, la doppia coppa vitrea di Misty avvolge con eleganza il nucleo metallico, stringendosi attorno ad esso in un armonioso dialogo tra vetro e alluminio. Le linee e i materiali si bilanciano in un perfetto gioco di geometrie, esaltandosi a vicenda.

—
Like a finely tailored garment, Misty's double glass shade elegantly envelops the metallic core, wrapping around it in a harmonious dialogue between glass and aluminum. Lines and materials are balanced in a perfect interplay of geometries, enhancing one another.





2504-22 MICRO SUSP. MIRRORING SILVER

2504-20 MINI SUSP. MIRRORING GOLD





2504-20 MINI SUSP. MIRRORING BLACK

L'elemento in vetro si distingue per una raffinata finitura metallizzata, disponibile nelle varianti nero, argento e oro. Il trattamento si concentra con maggiore intensità nella parte centrale, sfumando delicatamente verso le estremità.

—

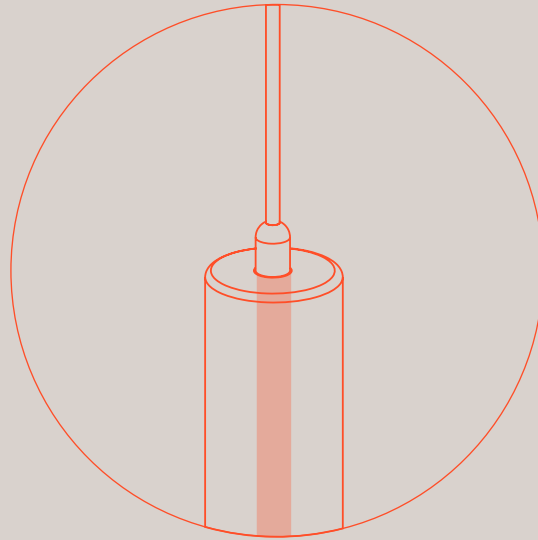
The glass element stands out for its refined metallic finish, available in black, silver, and gold. The effect is more intense at the center, gradually fading towards the edges in a delicate transition.

La curvatura del corpo interno in alluminio è perfettamente ripresa dalla copertura esterna in vetro, creando una continuità geometrica che consente l'innesto preciso delle due componenti al momento della sospensione.

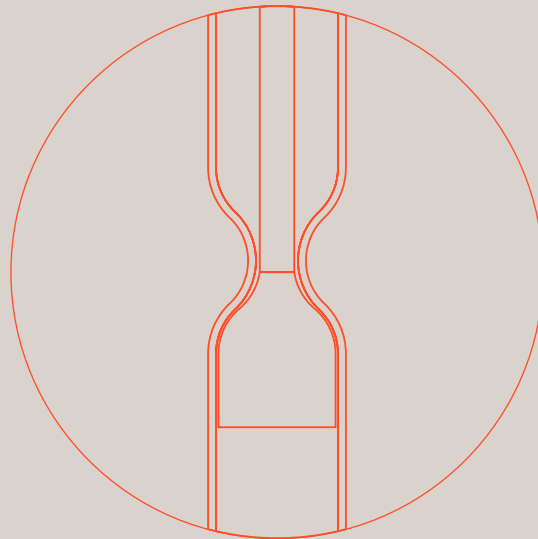
—

The curvature of the inner aluminum body is precisely mirrored by the outer glass shell, creating a geometric continuity that allows for the seamless connection of the two components once suspended.

BOROSILICATE
GLASS



INTERLOCKING
SYSTEM



MISTY TEXTURE

BARTOLI DESIGN WITH ANDREA CITTERIO 2025

TECHNICAL INFO - P.306

Nella versione con texture, il vetro di Misty è arricchito da una sottile trama di linee orizzontali incise sulla superficie. Quando la lampada si accende, queste incisioni danno vita a un suggestivo gioco di luci che si diffonde nell'ambiente.

—
In the textured version, Misty's glass is enhanced by a delicate pattern of horizontal lines etched onto its surface. When illuminated, these engravings create an evocative play of light that spreads throughout the space.





2504-25 MINI SUSP. - 2504-24 MICRO SUSP. : TRANSPARENT, FUMÉ





2504-24 MICRO SUSP. FUMÉ

Misty fonde maestria artigianale ed innovazione tecnologica in un guscio di vetro borosilicato ad alta resistenza termica che abbraccia un cuore in alluminio, concepito per dissipare il calore in maniera ottimale.

—

Misty blends artisanal craftsmanship and technological innovation in a high thermal resistance borosilicate glass shell that embraces an aluminum core, engineered for optimal heat dissipation.

MOM

UMBERTO ASNAGO

2016

TECHNICAL INFO - P.310

Sono ispirate alla tradizione veneziana le lampade Mom, che nella forma e nelle finiture opache si rifanno ai classici vasi in vetro di Murano.

Disponibili in diverse forme e colori, raggiungono il loro massimo potenziale quando unite in composizioni suggestive.

—

Mom lamps are inspired by the Venetian tradition, and refer, in the shape and opaque finishings, to the classical Murano glass vases.

Available in various shapes and colors, they reach their full potential when combined into captivating compositions.



MOM GLOSSY

UMBERTO ASNAGO

2023

TECHNICAL INFO - P.312

Mom è una delle icone della collezione Penta, incarnando splendidamente l'influenza della tradizione artistica veneziana.

Tre delle originali cinque forme di Mom, sono ora disponibili anche nella variante Glossy in tre colori: bronzo, nero e oro.

—
Mom is one of the icons of the Penta collection, beautifully embodying the influence of the Venetian artistic tradition.

Three of Mom's original five shapes are now also available in Glossy variant in three colors: bronze, black and gold.





1602-26 TALL SUSP. - 1602-27 SLIM SUSP. - 1602-28 FATTY SUSP. - MIRRORING BRONZE, MIRRORING BLACK, MIRRORING GOLD



STORM

BARTOLI DESIGN

2017

TECHNICAL INFO - P.320

Steli sottili in preziose finiture metalliche che creano una pioggia di scintille e suggestive armonie di luce. Storm è una sospensione composta da un'asta in metallo nelle finiture oro opaco, nero opaco, bronzo opaco e cromo lucido.

—

Thin stems in precious metallic finishes create a sparkling storm and an evocative harmonies of light.

Storm is a suspension lamp made by a metal stick in the finishes matt gold, matt black, matt bronze and glossy chrome.





1704-23 LARGE SUSP. GLOSSY CHROME

Disponibile in tre misure, Storm è una lampada che vive anche da sola ma è pensata per essere usata in gruppo, negli spazi del contract come in quelli di casa.

—

Available in three sizes, Storm is a lamp that can live alone but is designed to be used in groups, in public spaces as well as at home.

WONDER

BARTOLI DESIGN

2017

TECHNICAL INFO - P.326

La meraviglia della combinazione di più lampade Wonder di dimensioni, finiture e altezze diverse ha la stessa luminosa bellezza del vetro borosilicato con cui sono realizzate le singole canne, in finitura trasparente o fumé.

—

Combining more Wonder lamps in different dimensions, finishings and heights is astonishing as the luminous beauty of the borosilicate glass with which every single rod is made, in transparent or fume finishing.







SUSPENSIONS

ELISABETH 82

GEMS 84

GLO MAXI 92

MAMÌ 96

NARCISO 98

RUNA 100

WOODY 106

ELISABETH

CARLO COLOMBO

2017

TECHNICAL INFO - P.244

La collezione Elisabeth prende ispirazione da un affascinante gioco astronomico di semisfere. L'interazione dinamica e ironica tra le semisfere in cromo lucido genera un dialogo unico, dando vita a volumi di luce e ombra che si intrecciano con il nostro quotidiano.

—
The Elisabeth collection is inspired by a fascinating astronomical interplay of hemispheres. The dynamic and playful interaction between the polished chrome hemispheres creates a unique dialogue, bringing to life volumes of light and shadow that blend seamlessly into our everyday lives.



GEMS

FRANCESCA LANZAVECCHIA

2023

TECHNICAL INFO - P.250

Un intricato gioco di connessioni, abilmente risolto con precisione tecnica. Come perle preziose, sospese con delicatezza lungo una catena di luce, la loro trasparenza tenuemente luminosa e le sfumature variegata delle finiture si fondono armoniosamente, creando un meraviglioso prisma di effetti ottici.

—
An intricate network of connections, adeptly resolved with technical precision. Like precious pearls delicately suspended along a chain of light, their faintly luminous transparency and the varied nuances of the finishes blend harmoniously, creating a marvelous prism of optical effects.





SHORT 1 D30 A WARM NEUTRAL

SHORT 2 D30 B COLD C — TALL 2 D60 A WARM C — SHORT 1 D60 A COLD N

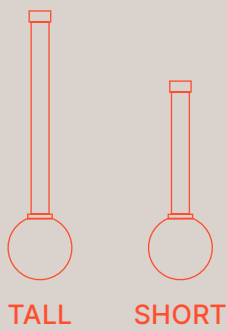


Questo sistema di illuminazione è costituito da sei elementi intercambiabili: tre paralumi di diametri crescenti e tre sfere che si inseriscono su un corpo luminoso dotato di una sfera e un tubo.

—

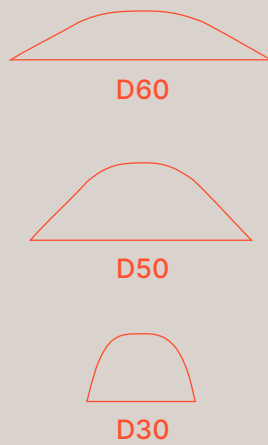
This lighting system consists of six interchangeable elements: three lampshades with increasing diameters and three spheres that fit onto a luminous body equipped with a sphere and a tube.

LIGHT ENGINE



Vetro soffiato
Blown glass

PLATES



Vetro borosilicato
Borosilicate glass

SPHERES



Vetro borosilicato
Borosilicate glass

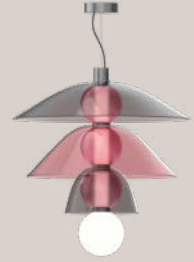
Neutro freddo / Cold neutral

Neutro caldo / Warm neutral


Colore freddo / Cold color

Colore caldo / Warm color


TALL 3 D60 A



TALL 3 D30 A



TALL 2 D60 A



POSSIBLE COMBINATIONS


Neutro freddo / Cold neutral

Neutro caldo / Warm neutral

Colore freddo / Cold color

Colore caldo / Warm color

SHORT 2 D50 B



SHORT 2 D30 B



SHORT 1 D30 A



SHORT 1 D60 A



SHORT 2 D30 A



SHORT 2 D50 A



GLO MAXI

CARLO COLOMBO

2020

TECHNICAL INFO - P.276

L'iconica lampada Glo raggiunge la sua massima espressione nella versione Maxi, disponibile in tutta la gamma cromatica. Glo Maxi si inserisce negli ambienti con la presenza dominante di un vero protagonista.

—
The iconic Glo lamp reaches its fullest expression in the Maxi version, available in the entire chromatic range. Glo Maxi seamlessly integrates into spaces, assuming the role of a true protagonist.





0811-24 SUSPENSION MIRRORING BRONZE



MAMÌ

UMBERTO ASNAGO

2013-2023

TECHNICAL INFO - P.299

Esplorando le sfumature del design e dell'arte, Mamì si rivela come una collezione di straordinaria versatilità ed eleganza. Nella versione a sospensione, la forma ovale del vetro soffiato bianco raggiunge la sua massima espressione modernista.

—
Exploring the nuances of design and art, Mamì emerges as a collection of extraordinary versatility and elegance. In its suspension version, the oval shape of the white blown glass achieves its highest modernist expression.



NARCISO

NICOLA GALLIZIA

2017

TECHNICAL INFO - P.317

Come nel mito classico Narciso guarda la sua immagine riflessa nell'acqua, così il cono dell'omonima lampada si sdoppia per diffondere e riflettere la luce delicata del corpo illuminante.

—

As in the classic myth Narciso looks at his image reflected in the water, likewise the cone of this lamp splits up to spread and reflect the delicate light of the lighting body.



RUNA

MARCO ACERBIS

2023

TECHNICAL INFO - P.318

Una cupola in vetro borosilicato nasconde all'interno una moderna struttura lineare, il cuore di Runa, che, una volta accesa, rivela la luce.

—
A classical smoky dome in borosilicate hides a modern linear structure covered in borosilicate, the beating heart of Runa, which in turn reveals the light.





2305-20 SUSPENSION

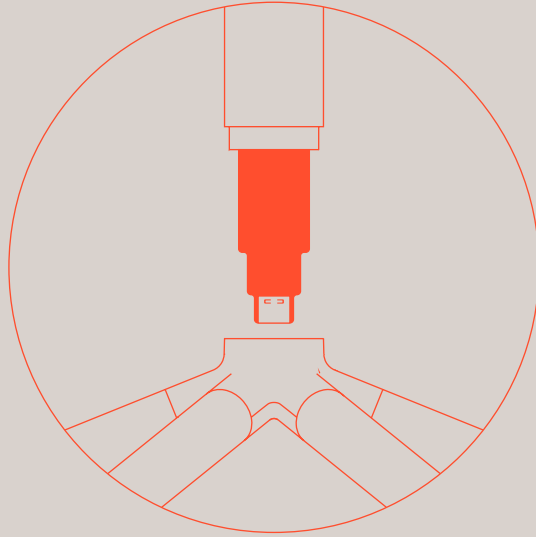


Un gioco di riflessioni e sovrapposizioni di luci, animate da una tecnologia all'avanguardia.

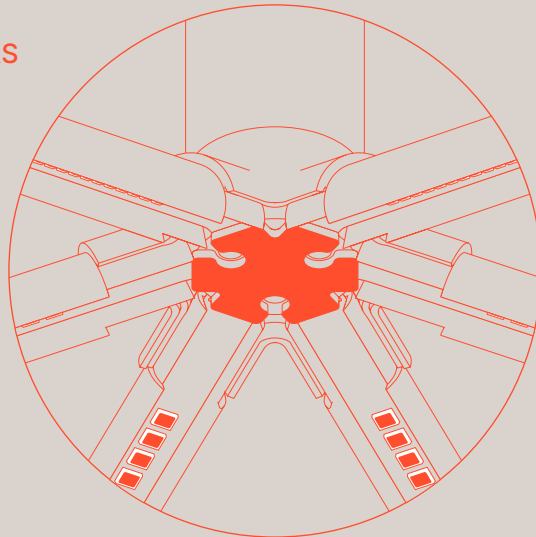
—

A game of reflections and crossreferences of light, animated by cutting-edge technology.

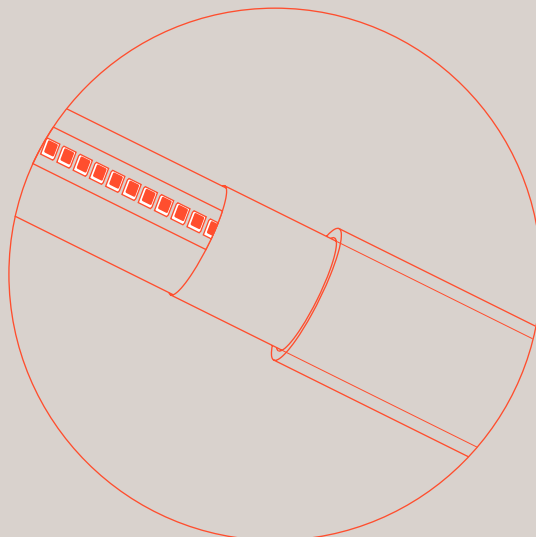
CONTROL BOARD
THROUGH USB-C



CONNECTION BOARD
WITH MICRO-CONNECTORS
SLIMSTACK



KAPTON FLEXIBLE
LED BOARD



MICRO-STRUCTURED
DIFFUSER

BOROSILICATE TUBE

WOODY

UMBERTO ASNAGO

2015

TECHNICAL INFO - P.330

Una forma essenziale e iper-contemporanea vestita della ricchezza decorativa del marmo di Carrara e rovere naturale: il minimalismo non è mai stato più lussuoso.

—

A minimal and contemporary shape, along with the decorative opulence of Carrara marble and natural oak: minimalism has never been so luxurious.







TABLE LAMPS

CHINA 112

ELISABETH 116

GLO 118

JE SUIS 120

MAMÌ 122

MORSETTO 124

NARCISO 126

SPOON 128

CHINA

NICOLA GALLIZIA

2003-2007

TECHNICAL INFO - P.238

China è una lampada da tavolo progettata per diffondere una luce morbida e avvolgente, grazie alla sua ampia base riflettente. Questo elemento distintivo non solo caratterizza il design della lampada, ma definisce anche lo stile dell'intera collezione.

—
China is a table lamp designed to diffuse a soft and enveloping light, thanks to its large reflective base. This distinctive element not only defines the lamp's design but also shapes the style of the entire collection.





0308-00 MEDIUM TABLE MATT MARRON GLACÉ

L'ampia gamma di finiture disponibili permette di personalizzare China in modo unico, adattandola con versatilità a ogni ambiente e contesto, per un risultato sempre originale e armonioso.

—

The wide range of available finishes allows for a unique customization of China, adapting it with versatility to any setting and context, resulting in an always original and harmonious look.

ELISABETH

CARLO COLOMBO

2017

TECHNICAL INFO - P.245

Nella versione da tavolo, Elisabeth valorizza le sue forme essenziali, mettendo in primo piano la qualità dei materiali. La base, disponibile in cromo lucido o marmo di Carrara, arricchisce l'eleganza dei volumi con un tocco di raffinatezza.

—
In its table version, Elisabeth highlights its essential forms, showcasing the quality of its materials. The base, available in polished chrome or Carrara marble, enhances the elegance of the volumes with a touch of sophistication.



GLO

CARLO COLOMBO

2009-2023

TECHNICAL INFO - P.266

Glo, con la sua elegante presenza, si declina in tre dimensioni da tavolo. Tridimensionale e avvolgente è disponibile in tutte le sue variazioni cromatiche.

—
Glo, with its elegant presence, unfolds in three table dimensions. Three-dimensional and enveloping, it's available in all its chromatic variations."



JE SUIS

CARLO COLOMBO

2015

TECHNICAL INFO - P.293

Una lampada scultorea formata da una sfera bicolore in vetro bianco e specchio e da un basamento monumentale in marmo di Carrara o rovere. Je suis è una dichiarazione d'intenti, tra ricchezza delle finiture e bellezza che supera la funzione.

—
A sculptural lamp formed by a two-tone sphere in white glass and mirror and a monumental base in Carrara marble or oak. Je suis is a statement of intent, between richness of finish and beauty that exceeds function.



MAMÌ

UMBERTO ASNAGO

2013-2023

TECHNICAL INFO - P.301

Nella versione da tavolo, Mamì si esprime al meglio dal punto di vista formale, con una struttura in metallo disponibile in entrambe le finiture: nero opaco e bronzo spazzolato, fornisce luce diffusa grazie alla forma ovale del vetro soffiato.

—
In the table version, Mamì excels in terms of formal expression, featuring a metal structure available in both matte black and brushed bronze finishes, providing diffused light thanks to the oval shape of the blown glass.



MORSETTO

CARLO COLOMBO

2019

TECHNICAL INFO - P.314

Morsetto è una lampada da tavolo che può essere posizionata in piedi o sdraiata. Un parallelepipedo vuoto di metallo verniciato opaco bianco, grigio o nero, al cui interno vive, come se fosse sospesa in equilibrio e stretta in una morsa, una sfera illuminante. Un prodotto in bilico tra la natura di apparecchio tecnico e di opera d'arte.

—
Morsetto is a table lamp that can be positioned either upright or laid flat. It features a hollow parallelepiped made of matte-painted metal, available in white, grey, or black. Inside, as if suspended in balance and held tightly in a clamp, sits an illuminating sphere. A product that balances between the nature of a technical device and a work of art.



NARCISO

NICOLA GALLIZIA

2017

TECHNICAL INFO - P.316

Narciso, nella sua versione da tavolo ricaricabile, offre tre livelli di dimmerazione per modulare l'intensità luminosa con precisione. Un indicatore a quattro stadi consente di monitorare con facilità lo stato della batteria, garantendo un'esperienza luminosa sempre ottimale.

—
Narciso, in its rechargeable table version, offers three dimming levels to precisely adjust the light intensity. A four-stage indicator allows for easy monitoring of the battery status, ensuring an optimal lighting experience at all times.



SPOON

UMBERTO ASNAGO

2017

TECHNICAL INFO - P.319

Spoon è la luce da lavoro della collezione Penta. Grazie alla sua forma essenziale e pulita, rappresenta un perfetto equilibrio tra bellezza e funzionalità. Lo stelo e la calotta, regolabili a piacere, permettono di adattarla facilmente a ogni esigenza.

—
Spoon is the task light of the Penta collection. With its essential and clean design, it strikes a perfect balance between beauty and functionality. The stem and shade, adjustable as desired, allow for easy customization to suit any need.



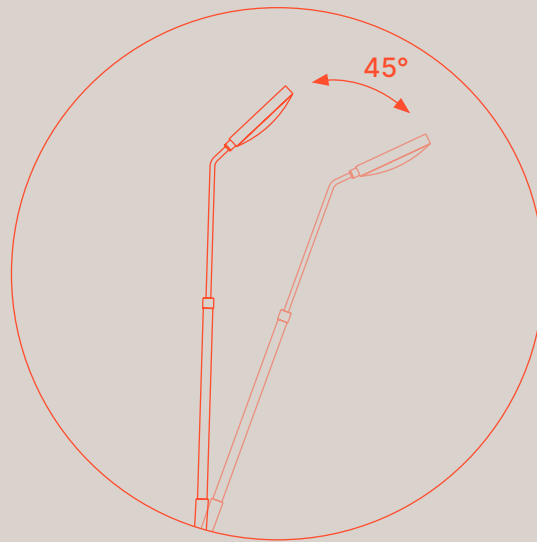
Lo stelo di Spoon, sia nella versione da tavolo che in quella da terra, può essere inclinato fino a 45 gradi. Inoltre, il corpo illuminante è dotato di una funzione di rotazione per una maggiore versatilità e personalizzazione della luce.

—


The stem of Spoon, both in the table and floor versions, can be tilted up to 45 degrees. Additionally, the light head features a rotating function for enhanced versatility and customization of the lighting.

TABLE RECHARGEABLE VERSION

LAMP ADJUSTMENT



TURNING LIGHTING SOURCE



FLOOR LAMPS

ALTURA 134

CHINA 136

GLO 138

JE SUIS 140

MAMÌ 144

NARCISO 148

SPOON 150

ALTURA

SOMMELLA & ANONIMALUCI

2019

TECHNICAL INFO - P.234

Altura è una lampada da terra ispirata alle canne da pesca. L'intricato sistema ad incastro tra lo stelo che sostiene il paralume e la piantana consente di regolarne facilmente la posizione.

—
Altura is a floor lamp inspired by fishing rods. The intricate interlocking system between the stem supporting the lampshade and the base allows for easy adjustment of its position.



CHINA

NICOLA GALLIZIA

2003-2007

TECHNICAL INFO - P.239

Nella sua versione da terra, China si trasforma in un'elegante lampada da lettura, caratterizzata da una struttura metallica monocromatica. Il suo ampio paralume non solo garantisce un'illuminazione funzionale, ma crea anche un'atmosfera avvolgente e suggestiva.

—
In its floor version, China becomes an elegant reading lamp, featuring a monochromatic metal structure. Its large lampshade not only provides functional lighting but also creates a warm and captivating atmosphere.



GLO

CARLO COLOMBO

2009-2023

TECHNICAL INFO - P.267

Glo offre un'ampia gamma di soluzioni luminose, mantenendo sempre la sua iconica e distintiva sfera anche nella versione da terra. La lampada è composta da due elementi: una base in metallo e un diffusore in vetro. Le diverse combinazioni di colori arricchiscono l'ambiente, creando giochi di riflessi unici e suggestivi.

—
Glo offers a wide range of lighting solutions, always maintaining its iconic and distinctive sphere, even in the floor version. The lamp is composed of two elements: a metal base and a glass diffuser. The various color combinations enhance the space, creating unique and evocative reflections.



JE SUIS

CARLO COLOMBO

2015

TECHNICAL INFO - P.292

Je Suis, nella sua versione da terra, esprime al massimo la propria maestosità. La solida base monoblocco, dalla geometria essenziale ma con un'anima organica, sostiene la sfera luminosa, libera di ruotare su se stessa.

—

Je Suis, in its floor version, fully expresses its majesty. The solid monoblock base, with an essential geometry yet an organic soul, supports the luminous sphere, which is free to rotate on itself.





1502-10 FLOOR NATURAL OAK WOOD

Il pronunciato intaglio sulla base genera un intreccio di geometrie complesse che, interagendo con la luce, danno vita a un gioco dinamico di sfumature, amplificando la percezione della tridimensionalità.

—

The pronounced carving on the base creates an interplay of complex geometries that, interacting with light, give rise to a dynamic play of shades, enhancing the perception of three-dimensionality.

MAMÌ

UMBERTO ASNAGO

2013-2023

TECHNICAL INFO - P.301

La famiglia Mamì si sviluppa con due versioni da terra. La versione più scenografica è la terra-cielo. Un sottile stelo metallico si slancia dal pavimento al soffitto, ideale per chi desidera un design audace e d'impatto, capace di attirare l'attenzione e illuminare ogni dettaglio.

—
The Mamì family is developed with two floor versions. The most scenic version is the floor-ceiling version. A slender metal stem soars from the floor to the ceiling, ideal for those who want a bold and striking design, capable of attracting attention and illuminating every detail.





1307-04 TABLE BRUSHED BRONZE

Nella sua versione più essenziale, la Mamì da terra offre una luce da lettura, valorizzata dalla semplicità e dall'eleganza del grande diffusore ovale in vetro soffiato bianco.

In its most essential version, the Mamì floor lamp provides a reading light, enhanced by the simplicity and elegance of its large oval diffuser in white blown glass.

NARCISO

NICOLA GALLIZIA

2017

TECHNICAL INFO - P.317

La struttura solida e le linee minimaliste di Narciso nella versione da terra ne accentuano la forte presenza scenica all'interno dell'ambiente.

La forma simmetrica crea un interessante contrasto tra la base e l'elemento luminoso, richiamando il concetto di riflessi che ispira l'intera collezione.

—

The solid structure and minimalist lines of the Narciso floor version accentuate its strong visual presence within the space. The symmetrical form creates an interesting contrast between the base and the lighting element, reflecting the concept of reflections that inspires the entire collection.



SPOON

UMBERTO ASNAGO

2017

TECHNICAL INFO - P.319

Spoon nella versione da terra è ideale per creare angoli eleganti e raffinati, grazie alla sua luce puntuale. Il suo design compatto le permette di adattarsi perfettamente anche agli spazi più ridotti.

—

Spoon in the floor version is perfect for creating elegant and refined corners, thanks to its focused light. Its compact design allows it to fit perfectly even in smaller spaces.





1706-10 FLOOR COGNAC

Spoon vanta una struttura in metallo nero opaco, impreziosita da pelle intrecciata a mano, per un effetto distintivo e sofisticato.

—

Spoon features a black matt metal structure, enhanced with hand-woven leather, creating a distinctive and sophisticated effect.

WALL

APRILE 156

CLASH 160

ELISABETH 164

ENOKI 166

GLO 170

LUDO 172

MOM 176

MORSETTO 180

VELA 182

APRILE

NICOLA GALLIZIA

2017

TECHNICAL INFO - P.236

Un quadro luminoso capace di far vibrare le pareti con una luce delicata come quella del sole in primavera.

Con due diverse emissioni luminose e tre dimensioni, Aprile è perfetta per un'illuminazione radente.

—

A luminous painting, capable of making the walls vibrate with a delicate light such as the sun in spring.

With two different light emissions and three sizes, Aprile is perfect for grazing lighting.





1649-32 SMALL WALL BRUSHED WALL

1649-31 TALL WALL MATT WHITE



CLASH

ARTEFATTO

2017

TECHNICAL INFO - P.240

Clash è un'applique che combina la leggerezza del vetro e la forza del metallo per creare un oggetto dall'estetica moderna e sofisticata, reso futuristico dalle finiture in nero opaco e bronzo spazzolato.

—

Clash is a wall lamp combining the lightness of glass and the strength of metal to create a modern and sophisticated object, with a futuristic touch given by matt black and brushed bronze finishings.





1699-30 FIX WALL BRUSHED BRONZE – 1699-31 ADJUSTABLE WALL BRUSHED BRONZE



ELISABETH

CARLO COLOMBO

2017

TECHNICAL INFO - P.245

Nella sua versione più essenziale, Elisabeth applique si distingue per le due semisfere in cromo lucido, che generano una luce bidirezionale sulla parete. Questo design consente di illuminare gli ambienti in modo uniforme ed efficace, unendo semplicità e funzionalità.

—
In its most essential version, Elisabeth applique stands out with its two polished chrome hemispheres, which produce bidirectional light on the wall. This design allows for uniform and effective illumination, combining simplicity and functionality.



ENOKI

DEBIASI & SANDRI

2017

TECHNICAL INFO - P.246

Enoki riprende forme art déco combinando una lamina di metallo a una semicupola sporgente. Il fascio di luce che ne esce è morbido e diffuso e la parete stessa dove la lampada viene installata agisce indirettamente come riflettore.

—
Resuming shapes from art deco, Enoki wall lamp combines a metal sheet with a protruding half-dome. The light beam, which comes through, is soft and diffused and the wall where the lamp is placed acts indirectly as a reflector.





1708-30 WALL MATT TITANIUM - 1708-30 MATT GOLD



GLO

CARLO COLOMBO

2009-2023

TECHNICAL INFO - P.272

Nella versione a parete, Glo si presenta in due dimensioni: medium e mini. Con il suo design flessibile, grazie alla struttura in metallo oro opaco o nero, consente di scegliere se orientarla verso il basso o verso l'alto a piacimento.

—
In the wall-mounted version, Glo comes in two sizes: medium and mini. With its flexible design, featuring a matte gold or black metal structure, it allows you to choose whether to direct it downward or upward as desired.



LUDO

COLZANI & NOVATI

2019

TECHNICAL INFO - P.296

Ludo è un'applique la cui ispirazione nasce da un'eclissi solare. La sua struttura cilindrica a due livelli crea, se osservata frontalmente, un suggestivo effetto luminoso che richiama la corona solare.

—
Ludo is a wall lamp inspired by a solar eclipse. Its two-level cylindrical structure creates a striking light effect reminiscent of the solar corona when viewed from the front.





1901-30 WALL MATT GOLD

Il design, dall'eleganza e semplicità formale, può essere arricchito dalla raffinata finitura in oro opaco, oltre alle classiche varianti in nero, bianco e grigio.

—

The design, with its elegance and formal simplicity, can be enhanced by the refined matte gold finish, in addition to the classic black, white, and grey options.

MOM

UMBERTO ASNAGO

2016

TECHNICAL INFO - P.308

Nella versione a parete, Mom si presenta in due forme: slim e fatty. Con il suo design flessibile, grazie alla struttura in metallo oro opaco o nero, consente di scegliere se orientarla verso il basso o verso l'alto a piacere.

—
In the wall-mounted version, Mom comes in two shapes: slim and fatty. With its flexible design, featuring a matte gold or black metal structure, it allows you to choose whether to direct it downward or upward as desired.





1602-34 FATTY WALL MATT POWDER PINK – 1602-34 SLIM WALL MATT BLUE AVIO

Un piccolo universo governato dall'armonia che restituisce luce limpida e amplificata da corpi illuminanti vivacizzati dal colore. Le superfici materiche sono allo stesso tempo brillanti e morbide, vive e attraenti quasi dialogassero tra loro.

—

They appear as a small universe ruled by harmony, which returns a clear and amplified light form luminous elements, brightened up by colors. The tactile surfaces are shiny but soft at the same time, they look lively and attractive as they are talking.

MORSETTO

CARLO COLOMBO

2019

TECHNICAL INFO - P.315

Dal design essenziale ed elegante, Morsetto è un parallelepipedo vuoto di metallo verniciato opaco bianco, grigio o nero, al cui interno vive, come se fosse sospesa in equilibrio e stretta in una morsa, una sfera illuminante. Un oggetto iconico dalle forme semplici e pulite, che lo rendono senza tempo.

—

With its essential and elegant design, Morsetto is a hollow parallelepiped made of matte-painted metal, available in white, gray, or black. Inside, as if suspended in balance and gripped in a clamp, sits an illuminating sphere. An iconic object with simple, clean lines that make it timeless.



VELA

BROGLIATO TRAVERSO 2019

TECHNICAL INFO - P.324

La semplicità ed eleganza formale della lampada nascondono il corpo illuminante. Vela, che emana una luce indiretta e raffinata, può vivere da sola o può essere combinata in gruppi di più lampade, in modo da ottenere composizioni sempre differenti.

—
The simplicity and formal elegance of the lamp hide the lighting fixture. Vela, which emanates an indirect and refined light, can live alone or can be combined in groups of several lamps, to obtain different compositions.





1905-30 WALL MATT TITANIUM

Il contrasto tra la semplicità formale della lampada e la complessità dell'effetto della luce è una delle principali caratteristiche di Vela. Il fascio luminoso, nascosto dalla struttura, si svela e si propaga dietro all'oggetto stesso.

—

The contrast between the formal simplicity of the lamp and the complexity of the light effect is one of the main characteristics of Vela. The light beam, hidden by the structure, reveals itself and propagates behind the object itself.

CEILING-WALL

GLO₁₈₈

MAMÌ₁₉₀

GLO

CARLO COLOMBO

2009-2023

TECHNICAL INFO - P.274

La collezione Glo si arricchisce con una lampada a plafone: la sfera tagliata conserva la riconoscibilità del prodotto, ma offre una prospettiva rinnovata. Nasce quindi una nuova collezione che, pur mantenendo intatta la sua essenza, rinnova e arricchisce l'iconica famiglia Glo.

—
The Glo collection is enriched with a ceiling lamp: the cut sphere preserves the recognizability of the product but offers a renewed perspective. Thus, a new collection is born that, while maintaining its essence intact, renews and enriches the iconic Glo family.



MAMÌ

UMBERTO ASNAGO

2013-2023

TECHNICAL INFO - P.302

Nella versione a parete o a soffitto l'elemento in vetro diventa protagonista assoluto.

Il progetto non solo si arricchisce nelle proposte, ma si rinnova anche dal punto di vista tecnico, grazie a un motore luminoso che garantisce una diffusione della luce perfettamente uniforme.

—

In the wall or ceiling version the glass element becomes the absolute protagonist. The project not only enriches its proposals but also undergoes technical renewal, thanks to a lighting engine that ensures perfectly uniform light diffusion.



SOFT ARCHITECTURAL

ALTURA 194

CLIP 196

FEEL 204

GLIFO 212

HANG OUT 218

TILE 226

ALTURA

SOMMELLA & ANONIMALUCI

2019

TECHNICAL INFO - P.235

La semplicità della struttura e la pulizia delle linee si uniscono a materiali leggeri e a una sofisticata tecnologia integrata nel diffusore conico, segno distintivo di Altura.

—
The simplicity of the structure and the cleanliness of the lines combine with light-weight materials and sophisticated technology integrated into the conical diffuser, a distinctive feature of Altura.





1907-20 SUSPENSION MATT WHITE

Nella versione a sospensione, oltre alla classica finitura nera, sono disponibili anche le varianti bianca e bronzo, che aggiungono ulteriore valore e varietà alla collezione.

—

In the pendant version, alongside the classic black finish, white and bronze variants are also available, adding extra value and variety to the collection.

CLIP

DE BIASI & SANDRI

2017

TECHNICAL INFO - P.242

Clip è una collezione di lampade a sospensione caratterizzata da un disco sottile accoppiato a un'asola agganciata al cavo di sostegno. Un accessorio dall'estetica contemporanea, un sofisticato gioiello da soffitto.

—
Clip is a collection of suspension lamps defined by a thin disc coupled with a slot hooked to the support cable. An accessory from contemporary aesthetics, a glamorous ceiling jewel.





1707-24 LARGE OPEN SUSP. MATT BLACK, MATT GOLD — 1707-22 MINI OPEN SUSP. MATT BRONZE




L'asola può essere utilizzata per agganciare saldamente la lampada, garantendo flessibilità di installazione.

—

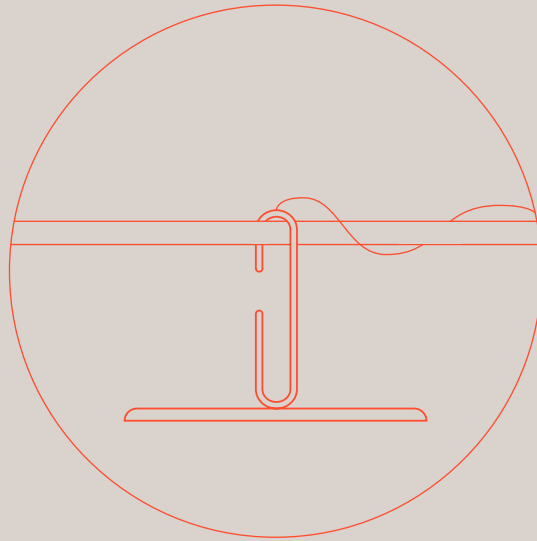
The slop hooked can be used to securely attach the lamp, ensuring flexibility in installation.

CLIP SUSPENSION SYSTEM

HANG IT



HOOK IT



FEEL

SARA MORONI

2018

TECHNICAL INFO - P.247

Feel nasce dalla combinazione di dischi tessili fonoassorbenti e steli luminosi. I dischi colorati, in tinta o a contrasto tra loro, danno vita a configurazioni sempre diverse, da sospendere al soffitto per assorbire il rumore e migliorare il comfort acustico.

—

Feel comes from the combination of sound absorbing textile discs and luminous stems. The coloured discs, in matching or contrasting colours, give life to ever-changing configurations, to be suspended from the ceiling in order to absorb noise and improve acoustic comfort.







1831-53 LARGE STEM MATT GOLD — 1831-27 MEDIUM STEM MATT GOLD — 1831-31 SMALL STEM MATT GOLD — 1831-98 MEDIUM BLIND STEM MATT GOLD
1831-83 LARGE DISC — 1831-82 MEDIUM DISC — 1831-91 SMALL DISC



1831-23 LARGE STEM MATT BLACK — 1831-93 LARGE DISC — 1831-92 MEDIUM DISC — 1831-91 SMALL DISC



Sospensione modulare in metallo disponibile in tre dimensioni con finiture opache nero e oro. Dischi in tre diametri, tessuto fonoassorbente.

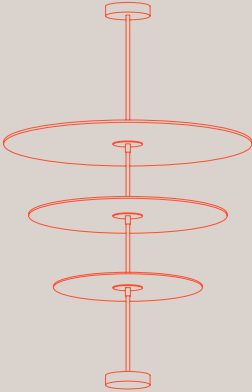
Struttura in metallo anche in versione blind senza illuminazione con dischi utilizzabili come elementi decorativi e fonoassorbenti.

—

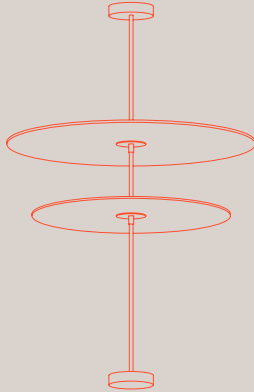
Modular suspension lamp with a metal structure available in three sizes with matte black and gold finishes. Discs in three diameters made of sound-absorbing fabric. The metal structure is also available in a blind version without lighting, with discs that can be used as decorative and sound-absorbing elements.

FEEL SUSPENSION

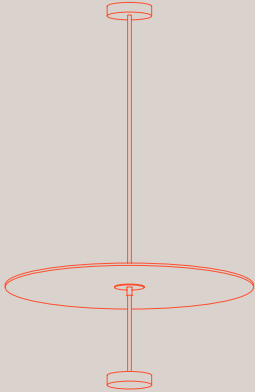
LARGE STEM
 3 DISCS:
 MAX 1 LARGE
 MAX 2 MEDIUM
 MAX 3 SMALL



1831-23 + 1831-91 + 1831-92 + 1831-93 + 3x(1831-90)

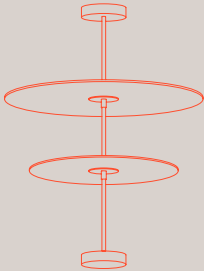


1831-23 + 1831-92 + 1831-93 + 2x(1831-90)

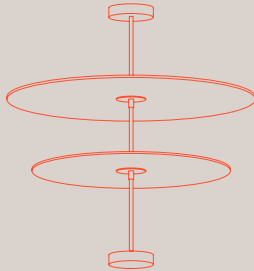


1831-23 + 1831-93 + 1831-90

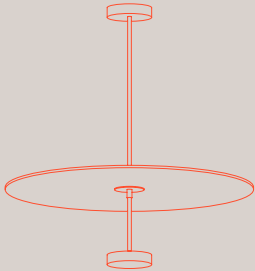
MEDIUM STEM
 2 DISCS:
 MAX 1 LARGE
 MAX 2 MEDIUM
 MAX 2 SMALL



1831-22 + 1831-91 + 1831-92 + 2x(1831-90)

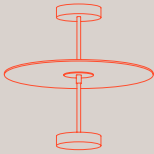


1831-22 + 1831-92 + 1831-93 + 2x(1831-90)

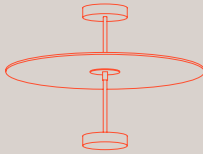


1831-22 + 1831-93 + 1831-90

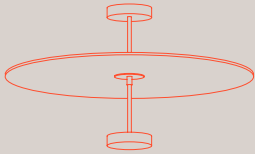
SMALL STEM
 1 DISC:
 MAX 1 LARGE
 MAX 1 MEDIUM
 MAX 1 SMALL



1831-21 + 1831-91 + 1831-90




1831-21 + 1831-92 + 1831-90

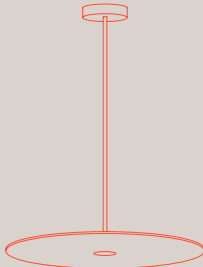


1831-21 + 1831-93 + 1831-90


MEDIUM BLIND STEM
 1 DISCS:
 MAX 1 LARGE
 MAX 1 MEDIUM
 MAX 1 SMALL



1831-98 + 1831-91

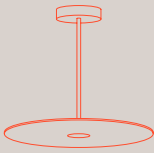


1831-98 + 1831-92

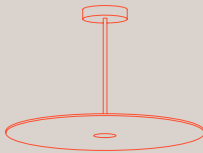


1831-98 + 1831-93


SMALL BLIND STEM
 1 DISC:
 MAX 1 LARGE
 MAX 1 MEDIUM
 MAX 1 SMALL



1831-97 + 1831-91



1831-97 + 1831-92



1831-97 + 1831-93

GLIFO

SOMMELLA & ANONIMALUCI

2019

TECHNICAL INFO - P.260

Glifo è una lampada da parete aggettante. La sua struttura in metallo si estende in un'asta obliqua, culminando in un elegante elemento in ebano, pensato per un'interazione intuitiva che consente di orientarne la direzione e gestire la luce. Dotata di un interruttore dimmerabile integrato, Glifo combina funzionalità e tecnologia avanzata.

—

Glifo is a projecting wall lamp. Its metal frame extends into an oblique rod, culminating in an elegant ebony element designed for intuitive interaction to direct its direction and manage the light. Equipped with a built-in dimmable switch, Glifo combines functionality with advanced technology.





1908-33 LARGE CABLE WALL — 1908-34 LARGE BOX WALL

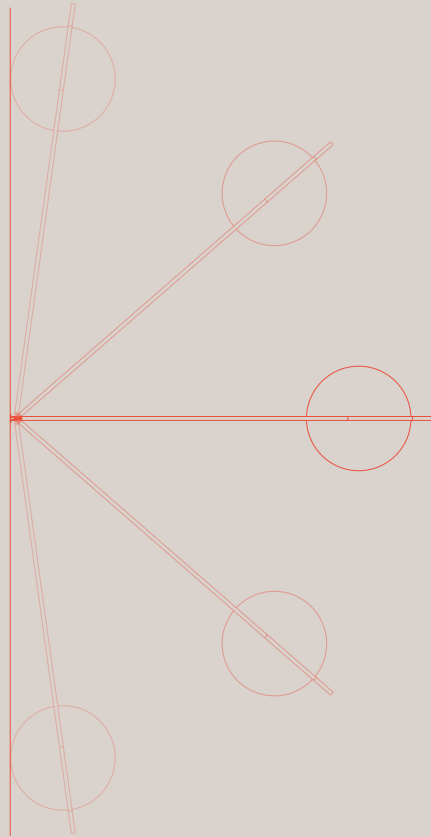


Due linee di metallo definiscono lo spazio: un elemento verticale, fulcro della rotazione, e un elemento obliquo che circonda l'angolo di apertura del diffusore offrendo un punto di presa per muovere la lampada.

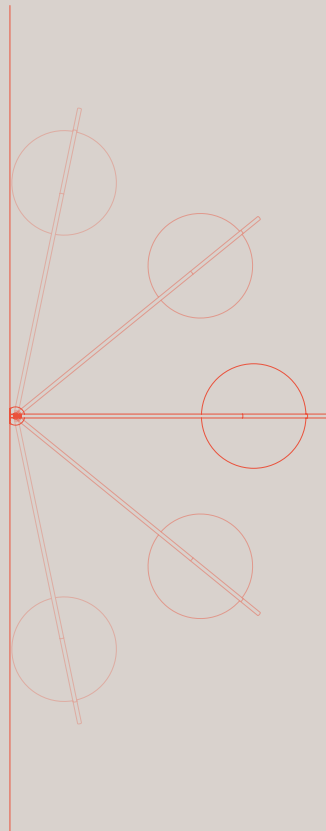
—

Two metal lines define the space: a vertical element, the fulcrum of the rotation, and an oblique element that surrounds the opening angle of the lampshade, offering a point to move the lamp.

GLIFO CABLE



GLIFO BOX



HANG OUT

BROGLIATO TRAVERSO

2019

TECHNICAL INFO - P.280

Hang Out è un sistema di illuminazione a sospensione e a parete, che coniuga la funzionalità dell'architettura all'espressività del decorativo. Una barra a doppia emissione LED si accoppia a pannelli di diverse forme e cromie, realizzati in legno in essenza, laccato o tessuto acustico.

—

Hang Out is a suspension and wall lighting system, which combines the functionality of the architecture with the expressiveness of the decorative. A double-emission LED bar is coupled to panels of different shapes and colors, made of wood in essence, lacquered or acoustic fabric.





1906-20 + 1906-90 SINGLE SUSP. — 1906-21 + 1906-91 + 1906-94 DOUBLE SUSP. — 1906-21 + 1906-95 + 1906-94 DOUBLE SUSP.





1906-33 + 1906-90 LARGE WALL GREYING ASH WOOD, BLEACHED ASH WOOD

Grazie alla combinazione con eleganti pannelli in legno di frassino, Hang Out si distingue come una soluzione ideale per arricchire e valorizzare gli ambienti domestici. Il suo design distintivo e contemporaneo dona calore e personalità agli spazi, creando un'atmosfera accogliente e ricercata.

—

Thanks to the combination with elegant ash wood panels, Hang Out stands out as an ideal solution for enhancing and enriching home interiors. Its distinctive and contemporary design adds warmth and character to spaces, creating a welcoming and sophisticated atmosphere.


La versatilità, la flessibilità e la possibilità di personalizzazione sono le caratteristiche principali di questa lampada. Le differenti soluzioni proposte si adattano alle più diverse esigenze progettuali.

—


Versatility, flexibility and the possibility for customization are the main features of this lamp. The different solutions proposed adapt to the most diverse design requirements.

WALL AND SUSPENSION


WALL



1906-33 + 1906-93

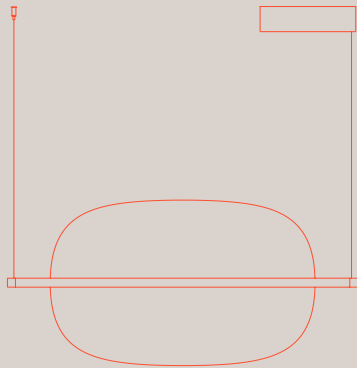


1906-33 + 1906-90




1906-31 + 1906-91

SINGLE SUSPENSION




1906-20 + 1906-93




1906-20 + 1906-90


DOUBLE SUSPENSION



1906-21 + 1906-95 + 1906-94



1906-21 + 1906-91 + 1906-92



1906-22

TILE

SEBASTIANO TOSI

2019

TECHNICAL INFO - P.322

Tile è una lampada da parete e soffitto, un oggetto dal forte impatto visivo in cui la funzione decorativa ed estetica si unisce perfettamente a quella tecnica e funzionale. I pannelli, disponibili in versione luminosa o decorativa, possono essere combinati tra loro per creare composizioni sofisticate.

—

Tile is a wall and ceiling lamp, an object with a strong visual impact where the decorative and aesthetic function blends perfectly with the technical and functional aspects. The panels, available in either a luminous or decorative version, can be combined to create sophisticated compositions.



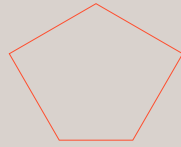



1903-41 (X1) + 1903-40 (X2) + 1903-90 (X3)



1903-90
DECORATIVE ELEMENT

1903-40 - NO DRIVER
1903-41 - DRIVER 4 ELEMENTS
1903-42 - DRIVER 8 ELEMENTS



Composizioni base / Base compositions

- 1x Driver 4 elements 1903-41
- Fino a / Up to 3x No Driver 1903-40 (entro 3 metri lineari / within 3 linear meters)
- Decorative 1903-90 (quantità illimitate / limitless quantity)



2 | L700

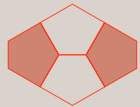


3a | L700



3b | L700

2 | 1903-41 (x1) + 1903-90 (x1)
3a | 1903-41 (x1) + 1903-40 (x1) + 1903-90 (x1)
3b | 1903-41 (x1) + 1903-90 (x2)



4 | L900



4 | L800

4 | 1903-41 (x1) + 1903-40 (x1) + 1903-90 (x2)



6a | Ø1020

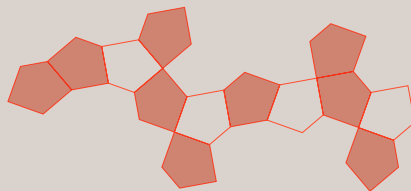


6b | Ø1210

6a | 1903-41 (x1) + 1903-40 (x2) + 1903-90 (x3)
6b | 1903-41 (x1) + 1903-40 (x3) + 1903-90 (x2)




6 | L1700




13 | L2800

6 | 1903-41 (x1) + 1903-40 (x1) + 1903-90 (x4)
13 | 1903-41 (x1) + 1903-40 (x3) + 1903-90 (x9)




12 | Ø1400




12 | 1903-41 (x1) + 1903-40 (x2) + 1903-90 (x9)

Composizioni plus / Plus compositions


- 1x Driver 8 elements 1903-42
- Fino a / Up to 3x No Driver 1903-40 (entro 5 metri lineari / within 5 linear meters)
- Decorative 1903-90 (quantità illimitate / limitless quantity)



16 | L1380



18 | Ø1620



24 | Ø2100

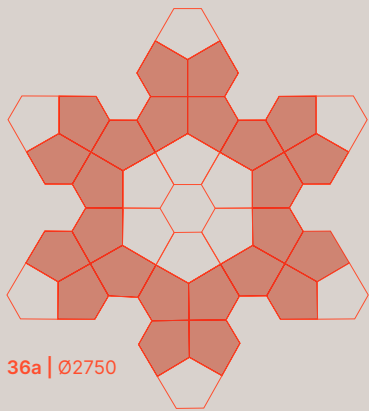
16 | 1903-42 (x1) + 1903-40 (x7) + 1903-90 (x8)

18 | 1903-42 (x1) + 1903-40 (x5) + 1903-90 (x12)

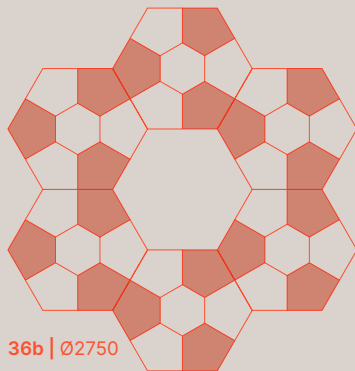
24 | 1903-42 (x1) + 1903-40 (x5) + 1903-90 (x18)

Composizioni speciali / Special compositions

- Previa verifica tecnica / After technical verification



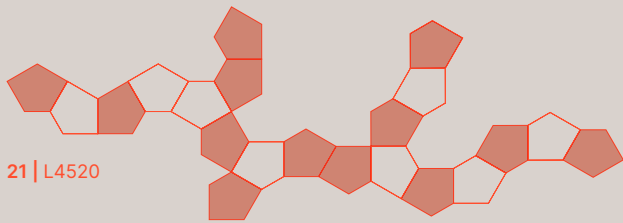
36a | Ø2750



36b | Ø2750


36a | 1903-42 (x2) + 1903-40 (x10) + 1903-90 (x24)

36b | 1903-42 (x3) + 1903-40 (x15) + 1903-90 (x18)



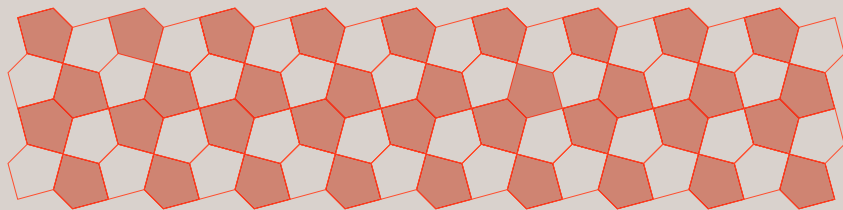
21 | L4520

21 | 1903-42 (x1) + 1903-40 (x7) + 1903-90 (x13)



32 | L4850

32 | 1903-42 (x2) + 1903-40 (x14) + 1903-90 (x16)



72 | L6000

72 | 1903-42 (x5) + 1903-40 (x31) + 1903-90 (x36)

TECHNICAL INFO

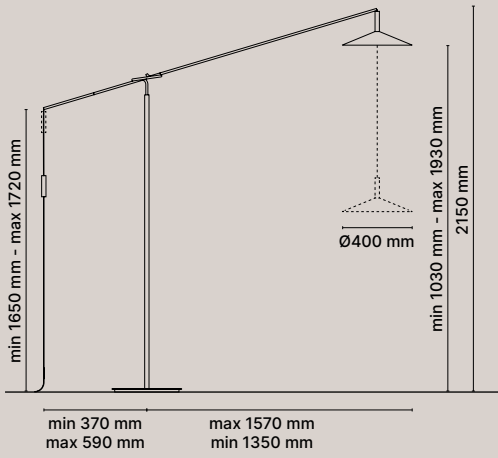
ALTURA, Valerio Sommella & Anonima Luci

1907-10
FLOOR

Dettagli
Details

Struttura metallo
Metal structure

Codice
Code



14W - 1180lm
3000K
Dimmer on cable
Cable / Wire RAL 9005
IP20



● Nero opaco / Matt black

1907-10-1111-DXNE



14W - 1180lm
2700K
Dimmer on cable
Cable / Wire RAL 9005
IP20



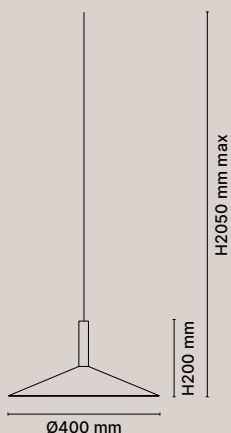
● Nero opaco / Matt black

1907-10-1111-DXWE

Peso / Weight: 19,2 kg

Lunghezza cavo / Cable length: min 3500 mm - max 4500 mm

1907-20
SUSPENSION



Peso / Weight: 1 kg

Dettagli
Details



14W - 1180lm
3000K
Cable / Wire RAL 9005
IP20



Struttura metallo
Metal structure



Nero opaco / Matt black

1907-20-1111-D2NE



Bronzo opaco / Matt bronze

1907-20-1616-D2NE



Bianco opaco / Matt white

1907-20-0101-D2NE



14W - 1180lm
2700K
Cable / Wire RAL 9005
IP20



Nero opaco / Matt black

1907-20-1111-D2WE



Bronzo opaco / Matt bronze

1907-20-1616-D2WE



Bianco opaco / Matt white

1907-20-0101-D2WE

1907-90
CANOPY TYPE C



Peso / Weight: 1 kg

Dettagli
Details

Dimmable 0-10V



Struttura metallo
Metal structure



Nero opaco / Matt black

1907-90-1100-DXLE



Oro opaco / Matt gold

1907-90-0600-DXLE

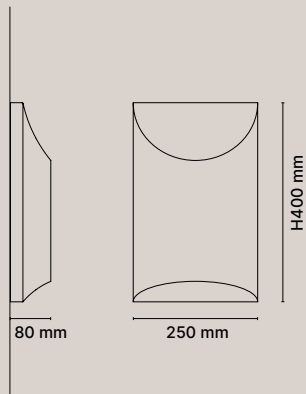


Bianco opaco / Matt white

1907-90-0100-DXLE

APRILE, Nicola Gallizia

1649-30
FATTY WALL



Peso / Weight: 3 kg

Dettagli
Details



13,5W
377lm (white)
251lm (bronze)
3000K
Dimmable 0-10V
IP20



Struttura metallo
Metal structure

● Bronzo spazzolato / Brushed bronze

● Bianco opaco / Matt white

Codice
Code

1649-30-1700-DXNE

1649-30-0100-DXNE



13,5W
377lm (white)
251lm (bronze)
2700K
Dimmable 0-10V
IP20



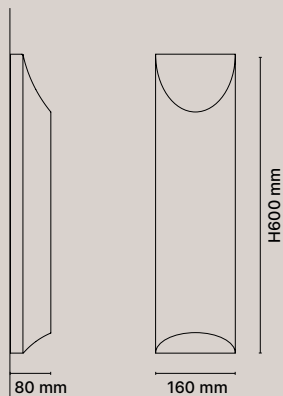
● Bronzo spazzolato / Brushed bronze

● Bianco opaco / Matt white

1649-30-1700-DXWE

1649-30-0100-DXWE

1649-31
TALL WALL



Peso / Weight: 3 kg

Dettagli
Details



13,5W
377lm (white)
251lm (bronze)
3000K
Dimmable 0-10V
IP20



Struttura metallo
Metal structure

● Bronzo spazzolato / Brushed bronze

● Bianco opaco / Matt white

Codice
Code

1649-31-1700-DXNE

1649-31-0100-DXNE



13,5W
377lm (white)
251lm (bronze)
2700K
Dimmable 0-10V
IP20



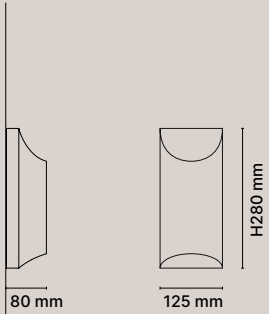
● Bronzo spazzolato / Brushed bronze

● Bianco opaco / Matt white

1649-31-1700-DXWE

1649-31-0100-DXWE

1649-32
SMALL WALL



Peso / Weight: 2 kg

Dettagli
Details



13,5W
377lm (white)
251lm (bronze)
3000K
Dimmable 0-10V
IP20



13,5W
377lm (white)
251lm (bronze)
2700K
Dimmable 0-10V
IP20



Struttura metallo
Metal structure

Codice
Code



Bronzo spazzolato / Brushed bronze

1649-32-1700-DXNE



Bianco opaco / Matt white

1649-32-0100-DXNE



Bronzo spazzolato / Brushed bronze

1649-32-1700-DXWE

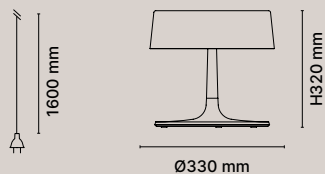


Bianco opaco / Matt white

1649-32-0100-DXWE

CHINA, Nicola Gallizia

0308-00 MEDIUM TABLE



Peso / Weight: 3,7 kg

Dettagli Details



3× 6W
E14 LED
Dimmer on cable
Cable / Wire RAL 9005
IP20



Struttura metallo Metal structure

	Nero opaco / Matt black	0308-00-1100-DXBE
	Oro opaco / Matt gold	0308-00-0600-DXBE
	Marron glacé opaco / Matt marron glacé	0308-00-1500-DXBE
	Bronzo opaco / Matt bronze	0308-00-1600-DXBE
	Bianco opaco / Matt white	0308-00-0100-DXBE

Codice Code

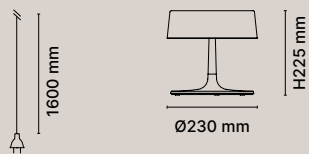
Accessori Accessories

Lampadina / Bulb LED E14 - 2700K

Codice Code

RIC.000087

0308-01 SMALL TABLE



Peso / Weight: 2,2 kg

Dettagli Details



2× 6W
E14 LED
Cable / Wire RAL 9005
IP20



Struttura metallo Metal structure

	Nero opaco / Matt black	0308-01-1100-NXBE
	Oro opaco / Matt gold	0308-01-0600-NXBE
	Marron glacé opaco / Matt marron glacé	0308-01-1500-NXBE
	Bronzo opaco / Matt bronze	0308-01-1600-NXBE
	Bianco opaco / Matt white	0308-01-0100-NXBE

Codice Code

Accessori Accessories

Lampadina / Bulb LED E14 - 2700K

Codice Code


RIC.000087

0308-12
HIGH FLOOR



Peso / Weight: 5,7 kg

Dettagli
Details



3 × 6W
E14 LED
Dimmer on cable
Cable / Wire RAL 9005
IP20



Struttura metallo
Metal structure

	Nero opaco / Matt black	0308-12-1100-DXBE
	Oro opaco / Matt gold	0308-12-0600-DXBE
	Marron glacé opaco / Matt marron glacé	0308-12-1500-DXBE
	Bronzo opaco / Matt bronze	0308-12-1600-DXBE
	Bianco opaco / Matt white	0308-12-0100-DXBE

Accessori
Accessories

Lampadina / Bulb LED E14 - 2700K	Codice Code RIC.000087
----------------------------------	------------------------------

CLASH, Artefatto

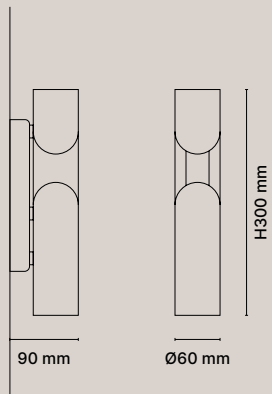
1699-30
FIX WALL

Dettagli
Details

Vetro
Glass

Struttura metallo
Metal structure

Codice
Code



2x 7W - GU10 LED
2W - 3000K
908lm
IP20
Lampadina inclusa /
Light bulb included



Trasparente /
Transparent

Nero opaco / Matt black

1699-30-1101-NXBE

Bronzo spazzolato /
Brushed bronze

1699-30-1701-NXBE

Accessori
Accessories

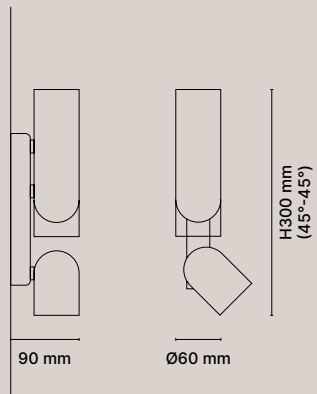
Codice
Code

Lampadina / Bulb LED GU10 - 3000K

RIC.000089

Peso / Weight: 1,2 kg

1699-31
ADJUSTABLE WALL



Peso / Weight: 1,2 kg

Dettagli
Details



2x 7W - GU10 LED
2W - 3000K
908lm
IP20
Lampadina inclusa /
Light bulb included



Vetro
Glass

○ Trasparente /
Transparent

Struttura metallo
Metal structure

● Nero opaco / Matt black
● Bronzo spazzolato /
Brushed bronze

Codice
Code

1699-31-1101-NXBE

1699-31-1701-NXBE

Accessori
Accessories

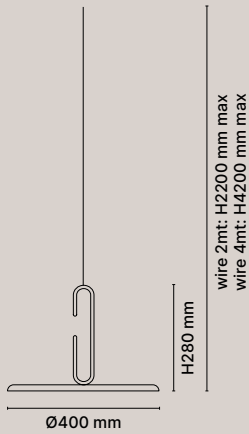
Lampadina / Bulb LED GU10 - 3000K

Codice
Code

RIC.000089


CLIP, Daniel Debiasi & Federico Sandri

1707-24 LARGE OPEN SUSPENSION



Peso / Weight: 3,0 kg

Dettagli Details



19W - 792lm
3000K
Cavo / Wire RAL 9005
IP20



Struttura metallo Metal structure

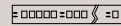
- Nero opaco / Matt black
- Oro opaco / Matt gold
- Bronzo opaco / Matt bronze

Cavo Wire

- 4 mt
- 2 mt
- 4 mt
- 2 mt
- 4 mt
- 2 mt

Codice Code

- 1707-24-1100-N4NE
- 1707-24-1100-N2NE
- 1707-24-0600-N4NE
- 1707-24-0600-N2NE
- 1707-24-1600-N4NE
- 1707-24-1600-N2NE



19W - 792lm
2700K
Cavo / Wire RAL 9005
IP20




- Nero opaco / Matt black
- Oro opaco / Matt gold
- Bronzo opaco / Matt bronze

- 4 mt
- 2 mt
- 4 mt
- 2 mt
- 4 mt
- 2 mt

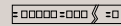
- 1707-24-1100-N4WE
- 1707-24-1100-N2WE
- 1707-24-0600-N4WE
- 1707-24-0600-N2WE
- 1707-24-1600-N4WE
- 1707-24-1600-N2WE

1707-22 MINI OPEN SUSPENSION



Peso / Weight: 2,0 kg

Dettagli Details



8W - 317lm
3000K
Cavo / Wire RAL 9005
IP20



Struttura metallo Metal structure

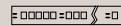
- Nero opaco / Matt black
- Oro opaco / Matt gold
- Bronzo opaco / Matt bronze

Cavo Wire

- 4 mt
- 2 mt
- 4 mt
- 2 mt
- 4 mt
- 2 mt

Codice Code

- 1707-22-1100-N4NE
- 1707-22-1100-N2NE
- 1707-22-0600-N4NE
- 1707-22-0600-N2NE
- 1707-22-1600-N4NE
- 1707-22-1600-N2NE



8W - 317lm
2700K
Cavo / Wire RAL 9005
IP20



- Nero opaco / Matt black
- Oro opaco / Matt gold
- Bronzo opaco / Matt bronze

- 4 mt
- 2 mt
- 4 mt
- 2 mt
- 4 mt
- 2 mt

- 1707-22-1100-N4WE
- 1707-22-1100-N2WE
- 1707-22-0600-N4WE
- 1707-22-0600-N2WE
- 1707-22-1600-N4WE
- 1707-22-1600-N2WE


1907-90
CANOPY TYPE C - CLIP LARGE

 | H50 mm





Ø113 mm

Peso / Weight: 1 kg

Dettagli
Details

Dimmable 0-10V
 


Struttura metallo
Metal structure

-  Nero opaco / Matt black
-  Oro opaco / Matt gold
-  Bianco opaco / Matt white

Codice
Code

- 1907-90-1100-DXLE
- 1907-90-0600-DXLE
- 1907-90-0100-DXLE

1707-91
CANOPY TYPE F - CLIP MINI



 | H50 mm


Ø113 mm

Peso / Weight: 1 kg

Dettagli
Details

On-Off
 

Dimmable 0-10V
 

Struttura metallo
Metal structure

-  Nero opaco / Matt black
 -  Oro opaco / Matt gold
 -  Bianco opaco / Matt white
-
-  Nero opaco / Matt black
 -  Oro opaco / Matt gold
 -  Bianco opaco / Matt white

Codice
Code

- 1707-91-1100-NXLE
 - 1707-91-0600-NXLE
 - 1707-91-0100-NXLE
-
- 1707-91-1100-DXLE
 - 1707-91-0600-DXLE
 - 1707-91-0100-DXLE

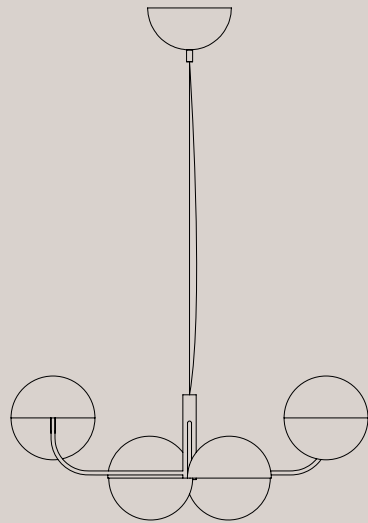
ELISABETH, Carlo Colombo

1711-23
SUSPENSION

Dettagli
Details

Struttura metallo
Metal structure

Codice
Code



H2300 mm max

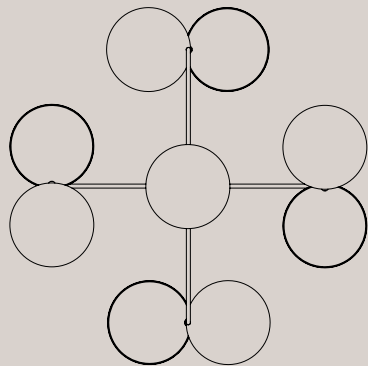


8 × 8W
8 × 827lm
3000K
Dimmable 0-10V
Cavo / Wire RAL 9005
IP20



Cromo nero lucido / Glossy black chrome

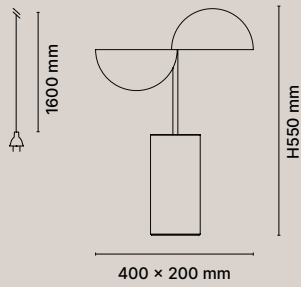
1711-23-2300-DXNE



Ø1100 mm

Peso / Weight: 10,0 kg

1711-03
LARGE TABLE



(metal) Peso / Weight: 10,0 kg
(marble) Peso / Weight: 14,0 kg

Dettagli
Details



2x 8W
2x 827lm
3000K
Dimmer on cable
Cavo / Wire RAL 9005
IP20



Diffusore metallo
Metal shade

● Cromo nero lucido /
Glossy black chrome

Struttura
Structure

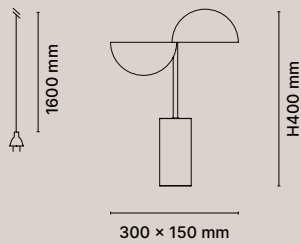
● Metallo cromo nero lucido /
Glossy black chrome metal
● Marmo bianco di Carrara /
White Carrara marble

Codice
Code

1711-03-2323-DXNE

1711-03-23M1-DXNE

1711-01
SMALL TABLE



(metal) Peso / Weight: 7,0 kg
(marble) Peso / Weight: 10,0 kg

Dettagli
Details



2x 8W
2x 827lm
3000K
Dimmer on cable
Cavo / Wire RAL 9005
IP20



Diffusore metallo
Metal shade

● Cromo nero lucido /
Glossy black chrome

Struttura
Structure

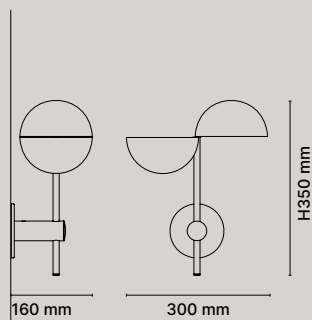
● Metallo cromo nero lucido /
Glossy black chrome metal
● Marmo bianco di Carrara /
White Carrara marble

Codice
Code

1711-01-2323-DXNE

1711-01-23M1-DXNE

1711-30
WALL



Peso / Weight: 2,0 kg

Dettagli
Details



2x 6W
2x 450lm
3000K
Dimmable phase cut
IP20



Struttura metallo
Metal structure

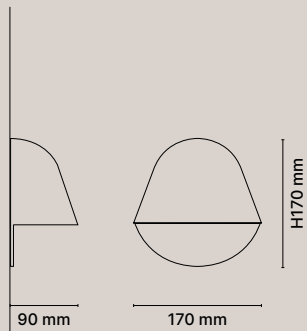
● Cromo nero lucido / Glossy black chrome

Codice
Code

1711-30-2300-DXNE

ENOKI, Daniel Debiasi & Federico Sandri

1708-30
WALL



Peso / Weight: 0,8 kg

Dettagli
Details



10W - 469lm
3000K
Dimmable phase cut
IP20



Struttura metallo
Metal structure

- Bianco opaco / Matt white
- Oro opaco / Matt gold
- Nero opaco / Matt black
- Titanio opaco / Matt titanium
- Bronzo opaco / Matt bronze

Codice
Code

- 1708-30-0100-DXNE
- 1708-30-0600-DXNE
- 1708-30-1100-DXNE
- 1708-30-1800-DXNE
- 1708-30-1600-DXNE



10W - 441lm
2700K
Dimmable phase cut
IP20



- Bianco opaco / Matt white
- Oro opaco / Matt gold
- Nero opaco / Matt black
- Titanio opaco / Matt titanium
- Bronzo opaco / Matt bronze

- 1708-30-0100-DXWE
- 1708-30-0600-DXWE
- 1708-30-1100-DXWE
- 1708-30-1800-DXWE
- 1708-30-1600-DXWE

FEEL, Sara Moroni

1831-23
LARGE STEM



Peso / Weight: 2,5 kg

Dettagli
Details



27W - 938lm
3000K
Direct + indirect light
(double light)
IP20



27W - 878lm
2700K
Direct + indirect light
(double light)
IP20



Struttura metallo
Metal structure



Nero opaco / Matt black

1831-23-1100-NXNE



Oro opaco / Matt gold

1831-23-0600-NXNE

1831-22
MEDIUM STEM



Peso / Weight: 2,4 kg

Dettagli
Details



27W - 938lm
3000K
Direct + indirect light
(double light)
IP20



27W - 878lm
2700K
Direct + indirect light
(double light)
IP20



Struttura metallo
Metal structure



Nero opaco / Matt black

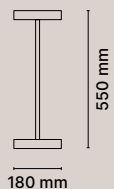
1831-22-1100-NXNE



Oro opaco / Matt gold

1831-22-0600-NXNE

1831-21
SMALL STEM



Peso / Weight: 2,3 kg

Dettagli
Details



27W - 938lm
3000K
Direct + indirect light
(double light)
IP20



27W - 878lm
2700K
Direct + indirect light
(double light)
IP20



Struttura metallo
Metal structure



Nero opaco / Matt black

1831-21-1100-NXNE

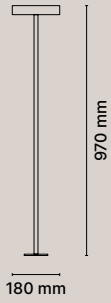


Oro opaco / Matt gold

1831-21-0600-NXNE

FEEL, Sara Moroni

1831-98
MEDIUM BLIND STEM



Peso / Weight: 2,4 kg

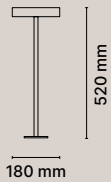
Struttura metallo
Metal structure

- Nero opaco / Matt black
- Oro opaco / Matt gold

Codice
Code

1831-98-1100
1831-98-0600

1831-97
SMALL BLIND STEM



Peso / Weight: 2,3 kg

Struttura metallo
Metal structure

- Nero opaco / Matt black
- Oro opaco / Matt gold

Codice
Code

1831-97-1100
1831-97-0600

1831-90
DISC FIXING KIT



Peso / Weight: 0,2 kg


Struttura metallo
Metal structure

- Nero opaco / Matt black
- Oro opaco / Matt gold

Codice
Code

1831-90-1100
1831-90-0600

1831-93
LARGE DISC



Ø1000 mm


Peso / Weight: 3,5 kg

Tessuti acustici
Acoustic fabrics

Codice
Code

	Tessuto grigio chiaro / Light grey fabric	1831-93-0100
	Tessuto blu scuro / Dark blue fabric	1831-93-0200
	Tessuto bordeaux / Bordeaux fabric	1831-93-0300
	Tessuto mattone / Brick fabric	1831-93-0400
	Tessuto sabbia / Sand fabric	1831-93-0500
	Tessuto verde scuro / Dark green fabric	1831-93-0600
	Tessuto petrolio / Petroleum fabric	1831-93-0700

1831-92
MEDIUM DISC



Ø800 mm


Peso / Weight: 1,5 kg

Tessuti acustici
Acoustic fabrics

Codice
Code

	Tessuto grigio chiaro / Light grey fabric	1831-92-0100
	Tessuto blu scuro / Dark blue fabric	1831-92-0200
	Tessuto bordeaux / Bordeaux fabric	1831-92-0300
	Tessuto mattone / Brick fabric	1831-92-0400
	Tessuto sabbia / Sand fabric	1831-92-0500
	Tessuto verde scuro / Dark green fabric	1831-92-0600
	Tessuto petrolio / Petroleum fabric	1831-92-0700

1831-91
SMALL DISC



Ø600 mm

Peso / Weight: 1,0 kg

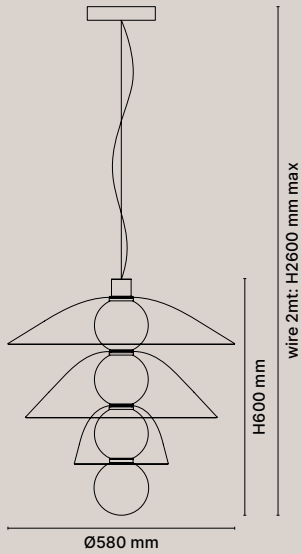
Tessuti acustici
Acoustic fabrics

Codice
Code

	Tessuto grigio chiaro / Light grey fabric	1831-91-0100
	Tessuto blu scuro / Dark blue fabric	1831-91-0200
	Tessuto bordeaux / Bordeaux fabric	1831-91-0300
	Tessuto mattone / Brick fabric	1831-91-0400
	Tessuto sabbia / Sand fabric	1831-91-0500
	Tessuto verde scuro / Dark green fabric	1831-91-0600
	Tessuto petrolio / Petroleum fabric	1831-91-0700

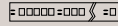
GEMS, Francesca Lanzavecchia

C-T3D60A
TALL 3 D60 A SUSPENSION

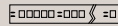


Peso / Weight: 5,8 kg

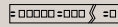
Dettagli
Details



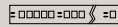
9W + 10W
1423lm (Warm Neutral)
1373lm (Warm Color)
1373lm (Cold Neutral)
1373lm (Cold Color)
3000K
Dimmable DALI
Cavo / Wire RAL 9005
IP20



9W + 10W
1364lm (Warm Neutral)
1316lm (Warm Color)
1316lm (Cold Neutral)
1316lm (Cold Color)
2700K
Dimmable DALI
Cavo / Wire RAL 9005
IP20



9W + 10W
1423lm (Warm Neutral)
1373lm (Warm Color)
1373lm (Cold Neutral)
1373lm (Cold Color)
3000K
Dimmable 0-10V
Cavo / Wire RAL 9005
IP20



9W + 10W
1364lm (Warm Neutral)
1316lm (Warm Color)
1316lm (Cold Neutral)
1316lm (Cold Color)
2700K
Dimmable 0-10V
Cavo / Wire RAL 9005
IP20



Struttura vetro
Glass structure



Bianco acidato /
Acid-etched
white



Bianco acidato /
Acid-etched
white



Bianco acidato /
Acid-etched
white



Bianco acidato /
Acid-etched
white

Diffusore vetro
Glass shade



Neutro caldo / Warm Neutral



Colore caldo / Warm Color



Neutro freddo / Cold Neutral



Colore freddo / Cold Color



Neutro caldo / Warm Neutral



Colore caldo / Warm Color



Neutro freddo / Cold Neutral



Colore freddo / Cold Color



Neutro caldo / Warm Neutral



Colore caldo / Warm Color



Neutro freddo / Cold Neutral



Colore freddo / Cold Color



Neutro caldo / Warm Neutral



Colore caldo / Warm Color



Neutro freddo / Cold Neutral



Colore freddo / Cold Color

Codice
Code

C-T3D60A-WARMN-P2NE

C-T3D60A-WARMC-P2NE

C-T3D60A-COLDN-P2NE

C-T3D60A-COLDC-P2NE

C-T3D60A-WARMN-P2WE

C-T3D60A-WARMC-P2WE

C-T3D60A-COLDN-P2WE

C-T3D60A-COLDC-P2WE

C-T3D60A-WARMN-D2NE

C-T3D60A-WARMC-D2NE

C-T3D60A-COLDN-D2NE

C-T3D60A-COLDC-D2NE

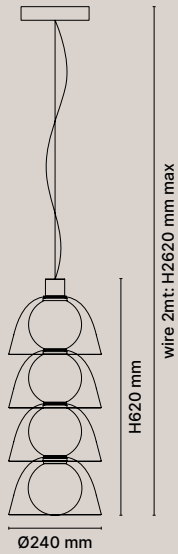
C-T3D60A-WARMN-D2WE

C-T3D60A-WARMC-D2WE

C-T3D60A-COLDN-D2WE

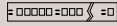
C-T3D60A-COLDC-D2WE

C-T3D30A
TALL 3 D30 A SUSPENSION

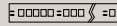


Peso / Weight: 5,2 kg

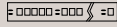
Dettagli
Details




9W + 10W
1376lm (Warm Neutral)
1152lm (Warm Color)
1152lm (Cold Neutral)
1152lm (Cold Color)
3000K
Dimmable DALI
Cavo / Wire RAL 9005
IP20



9W + 10W
1320lm (Warm Neutral)
1105lm (Warm Color)
1105lm (Cold Neutral)
1105lm (Cold Color)
2700K
Dimmable DALI
Cavo / Wire RAL 9005
IP20



9W + 10W
1376lm (Warm Neutral)
1152lm (Warm Color)
1152lm (Cold Neutral)
1152lm (Cold Color)
3000K
Dimmable 0-10V
Cavo / Wire RAL 9005
IP20



9W + 10W
1320lm (Warm Neutral)
1105lm (Warm Color)
1105lm (Cold Neutral)
1105lm (Cold Color)
2700K
Dimmable 0-10V
Cavo / Wire RAL 9005
IP20



Struttura vetro
Glass structure



Bianco acidato /
Acid-etched
white



Bianco acidato /
Acid-etched
white



Bianco acidato /
Acid-etched
white



Bianco acidato /
Acid-etched
white

Diffusore vetro
Glass shade



Neutro caldo / Warm Neutral



Colore caldo / Warm Color



Neutro freddo / Cold Neutral



Colore freddo / Cold Color



Neutro caldo / Warm Neutral



Colore caldo / Warm Color



Neutro freddo / Cold Neutral



Colore freddo / Cold Color



Neutro caldo / Warm Neutral



Colore caldo / Warm Color



Neutro freddo / Cold Neutral



Colore freddo / Cold Color



Neutro caldo / Warm Neutral



Colore caldo / Warm Color



Neutro freddo / Cold Neutral



Colore freddo / Cold Color

Codice
Code

C-T3D30A-WARMN-P2NE

C-T3D30A-WARMC-P2NE

C-T3D30A-COLDN-P2NE

C-T3D30A-COLDC-P2NE

C-T3D30A-WARMN-P2WE

C-T3D30A-WARMC-P2WE

C-T3D30A-COLDN-P2WE

C-T3D30A-COLDC-P2WE

C-T3D30A-WARMN-D2NE

C-T3D30A-WARMC-D2NE

C-T3D30A-COLDN-D2NE

C-T3D30A-COLDC-D2NE

C-T3D30A-WARMN-D2WE

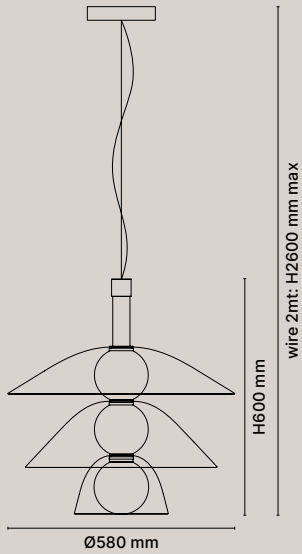
C-T3D30A-WARMC-D2WE

C-T3D30A-COLDN-D2WE

C-T3D30A-COLDC-D2WE

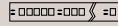
GEMS, Francesca Lanzavecchia

C-T2D60A
TALL 2 D60 A SUSPENSION

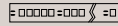


Peso / Weight: 5,6 kg

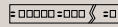
Dettagli
Details



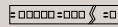
9W + 10W
1498lm (Warm Neutral)
1237lm (Warm Color)
1237lm (Cold Neutral)
1237lm (Cold Color)
3000K
Dimmable DALI
Cavo / Wire RAL 9005
IP20



9W + 10W
1436lm (Warm Neutral)
1186lm (Warm Color)
1186lm (Cold Neutral)
1186lm (Cold Color)
2700K
Dimmable DALI
Cavo / Wire RAL 9005
IP20



9W + 10W
1498lm (Warm Neutral)
1237lm (Warm Color)
1237lm (Cold Neutral)
1237lm (Cold Color)
3000K
Dimmable 0-10V
Cavo / Wire RAL 9005
IP20



9W + 10W
1436lm (Warm Neutral)
1186lm (Warm Color)
1186lm (Cold Neutral)
1186lm (Cold Color)
2700K
Dimmable 0-10V
Cavo / Wire RAL 9005
IP20



Struttura vetro
Glass structure



Bianco acidato /
Acid-etched
white



Bianco acidato /
Acid-etched
white



Bianco acidato /
Acid-etched
white



Bianco acidato /
Acid-etched
white

Diffusore vetro
Glass shade



Neutro caldo / Warm Neutral



Colore caldo / Warm Color



Neutro freddo / Cold Neutral



Colore freddo / Cold Color



Neutro caldo / Warm Neutral



Colore caldo / Warm Color



Neutro freddo / Cold Neutral



Colore freddo / Cold Color



Neutro caldo / Warm Neutral



Colore caldo / Warm Color



Neutro freddo / Cold Neutral



Colore freddo / Cold Color



Neutro caldo / Warm Neutral



Colore caldo / Warm Color



Neutro freddo / Cold Neutral



Colore freddo / Cold Color

Codice
Code

C-T2D60A-WARMN-P2NE

C-T2D60A-WARMC-P2NE

C-T2D60A-COLDN-P2NE

C-T2D60A-COLDC-P2NE

C-T2D60A-WARMN-P2WE

C-T2D60A-WARMC-P2WE

C-T2D60A-COLDN-P2WE

C-T2D60A-COLDC-P2WE

C-T2D60A-WARMN-D2NE

C-T2D60A-WARMC-D2NE

C-T2D60A-COLDN-D2NE

C-T2D60A-COLDC-D2NE

C-T2D60A-WARMN-D2WE

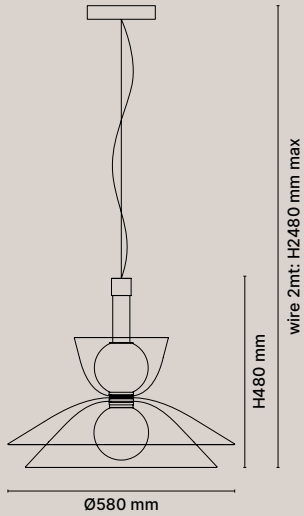
C-T2D60A-WARMC-D2WE

C-T2D60A-COLDN-D2WE

C-T2D60A-COLDC-D2WE

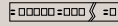
GEMS, Francesca Lanzavecchia

C-S1D60A
SHORT 1 D60 A SUSPENSION

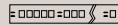


Peso / Weight: 5,4 kg

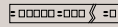
Dettagli
Details



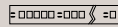
9W + 5W
1393lm (Warm Neutral)
1226lm (Warm Color)
1226lm (Cold Neutral)
1226lm (Cold Color)
3000K
Dimmable DALI
Cavo / Wire RAL 9005
IP20



9W + 5W
1336lm (Warm Neutral)
1176lm (Warm Color)
1176lm (Cold Neutral)
1176lm (Cold Color)
2700K
Dimmable DALI
Cavo / Wire RAL 9005
IP20



9W + 5W
1393lm (Warm Neutral)
1226lm (Warm Color)
1226lm (Cold Neutral)
1226lm (Cold Color)
3000K
Dimmable 0-10V
Cavo / Wire RAL 9005
IP20



9W + 5W
1336lm (Warm Neutral)
1176lm (Warm Color)
1176lm (Cold Neutral)
1176lm (Cold Color)
2700K
Dimmable 0-10V
Cavo / Wire RAL 9005
IP20



Struttura vetro
Glass structure



Bianco acidato /
Acid-etched
white



Bianco acidato /
Acid-etched
white



Bianco acidato /
Acid-etched
white



Bianco acidato /
Acid-etched
white

Diffusore vetro
Glass shade



Neutro caldo / Warm Neutral



Colore caldo / Warm Color



Neutro freddo / Cold Neutral



Colore freddo / Cold Color



Neutro caldo / Warm Neutral



Colore caldo / Warm Color



Neutro freddo / Cold Neutral



Colore freddo / Cold Color



Neutro caldo / Warm Neutral



Colore caldo / Warm Color



Neutro freddo / Cold Neutral



Colore freddo / Cold Color



Neutro caldo / Warm Neutral



Colore caldo / Warm Color



Neutro freddo / Cold Neutral



Colore freddo / Cold Color

Codice
Code

C-S1D60A-WARMN-P2NE

C-S1D60A-WARMC-P2NE

C-S1D60A-COLDN-P2NE

C-S1D60A-COLDC-P2NE

C-S1D60A-WARMN-P2WE

C-S1D60A-WARMC-P2WE

C-S1D60A-COLDN-P2WE

C-S1D60A-COLDC-P2WE

C-S1D60A-WARMN-D2NE

C-S1D60A-WARMC-D2NE

C-S1D60A-COLDN-D2NE

C-S1D60A-COLDC-D2NE

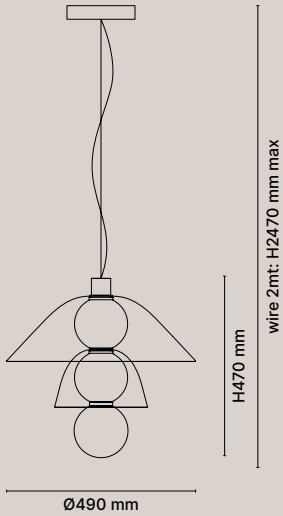
C-S1D60A-WARMN-D2WE

C-S1D60A-WARMC-D2WE

C-S1D60A-COLDN-D2WE

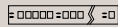
C-S1D60A-COLDC-D2WE

C-S2D50A
SHORT 2 D50 A SUSPENSION

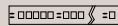


Peso / Weight: 4,2 kg


Dettagli
Details



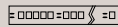
9W + 5W
1388lm (Warm Neutral)
1304lm (Warm Color)
1304lm (Cold Neutral)
1304lm (Cold Color)
3000K
Dimmable DALI
Cavo / Wire RAL 9005
IP20



9W + 5W
1330lm (Warm Neutral)
1250lm (Warm Color)
1250lm (Cold Neutral)
1250lm (Cold Color)
2700K
Dimmable DALI
Cavo / Wire RAL 9005
IP20



9W + 5W
1388lm (Warm Neutral)
1304lm (Warm Color)
1304lm (Cold Neutral)
1304lm (Cold Color)
3000K
Dimmable 0-10V
Cavo / Wire RAL 9005
IP20



9W + 5W
1330lm (Warm Neutral)
1250lm (Warm Color)
1250lm (Cold Neutral)
1250lm (Cold Color)
2700K
Dimmable 0-10V
Cavo / Wire RAL 9005
IP20



Struttura vetro
Glass structure



Bianco acidato /
Acid-etched
white



Bianco acidato /
Acid-etched
white



Bianco acidato /
Acid-etched
white



Bianco acidato /
Acid-etched
white

Diffusore vetro
Glass shade



Neutro caldo / Warm Neutral



Colore caldo / Warm Color



Neutro freddo / Cold Neutral



Colore freddo / Cold Color



Neutro caldo / Warm Neutral



Colore caldo / Warm Color



Neutro freddo / Cold Neutral



Colore freddo / Cold Color



Neutro caldo / Warm Neutral



Colore caldo / Warm Color



Neutro freddo / Cold Neutral



Colore freddo / Cold Color



Neutro caldo / Warm Neutral



Colore caldo / Warm Color



Neutro freddo / Cold Neutral



Colore freddo / Cold Color

Codice
Code

C-S2D50A-WARMN-P2NE

C-S2D50A-WARMC-P2NE

C-S2D50A-COLDN-P2NE

C-S2D50A-COLDC-P2NE

C-S2D50A-WARMN-P2WE

C-S2D50A-WARMC-P2WE

C-S2D50A-COLDN-P2WE

C-S2D50A-COLDC-P2WE

C-S2D50A-WARMN-D2NE

C-S2D50A-WARMC-D2NE

C-S2D50A-COLDN-D2NE

C-S2D50A-COLDC-D2NE

C-S2D50A-WARMN-D2WE

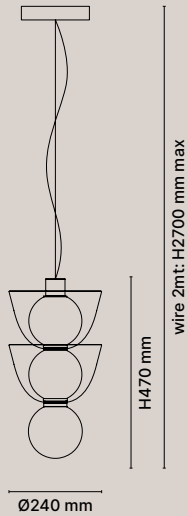
C-S2D50A-WARMC-D2WE

C-S2D50A-COLDN-D2WE

C-S2D50A-COLDC-D2WE

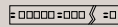
GEMS, Francesca Lanzavecchia

C-S2D30A
SHORT 2 D30 A SUSPENSION

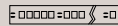


Peso / Weight: 3,7 kg

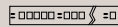
Dettagli
Details



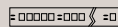
9W + 5W
1420lm (Warm Neutral)
1462lm (Warm Color)
1462lm (Cold Neutral)
1462lm (Cold Color)
3000K
Dimmable DALI
Cavo / Wire RAL 9005
IP20



9W + 5W
1361lm (Warm Neutral)
1401lm (Warm Color)
1401lm (Cold Neutral)
1401lm (Cold Color)
2700K
Dimmable DALI
Cavo / Wire RAL 9005
IP20



9W + 5W
1420lm (Warm Neutral)
1462lm (Warm Color)
1462lm (Cold Neutral)
1462lm (Cold Color)
3000K
Dimmable 0-10V
Cavo / Wire RAL 9005
IP20



9W + 5W
1361lm (Warm Neutral)
1401lm (Warm Color)
1401lm (Cold Neutral)
1401lm (Cold Color)
2700K
Dimmable 0-10V
Cavo / Wire RAL 9005
IP20



Struttura vetro
Glass structure



Bianco acidato /
Acid-etched
white



Bianco acidato /
Acid-etched
white



Bianco acidato /
Acid-etched
white



Bianco acidato /
Acid-etched
white

Diffusore vetro
Glass shade



Neutro caldo / Warm Neutral



Colore caldo / Warm Color



Neutro freddo / Cold Neutral



Colore freddo / Cold Color



Neutro caldo / Warm Neutral



Colore caldo / Warm Color



Neutro freddo / Cold Neutral



Colore freddo / Cold Color



Neutro caldo / Warm Neutral



Colore caldo / Warm Color



Neutro freddo / Cold Neutral



Colore freddo / Cold Color



Neutro caldo / Warm Neutral



Colore caldo / Warm Color



Neutro freddo / Cold Neutral



Colore freddo / Cold Color

Codice
Code

C-S2D30A-WARMN-P2NE

C-S2D30A-WARMC-P2NE

C-S2D30A-COLDN-P2NE

C-S2D30A-COLDC-P2NE

C-S2D30A-WARMN-P2WE

C-S2D30A-WARMC-P2WE

C-S2D30A-COLDN-P2WE

C-S2D30A-COLDC-P2WE

C-S2D30A-WARMN-D2NE

C-S2D30A-WARMC-D2NE

C-S2D30A-COLDN-D2NE

C-S2D30A-COLDC-D2NE

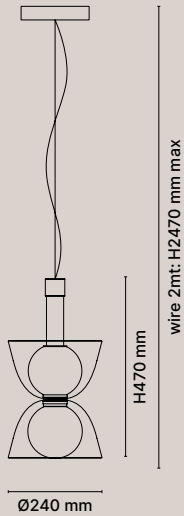
C-S2D30A-WARMN-D2WE

C-S2D30A-WARMC-D2WE

C-S2D30A-COLDN-D2WE

C-S2D30A-COLDC-D2WE

C-S1D30A
SHORT 1 D30 A SUSPENSION

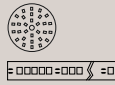


Peso / Weight: 3,5 kg

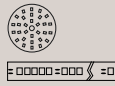
Dettagli
Details



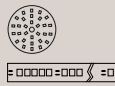
9W + 5W
1500lm (Warm Neutral)
1328lm (Warm Color)
1328lm (Cold Neutral)
1328lm (Cold Color)
3000K
Dimmable DALI
Cavo / Wire RAL 9005
IP20



9W + 5W
1438lm (Warm Neutral)
1274lm (Warm Color)
1274lm (Cold Neutral)
1274lm (Cold Color)
2700K
Dimmable DALI
Cavo / Wire RAL 9005
IP20



9W + 5W
1500lm (Warm Neutral)
1328lm (Warm Color)
1328lm (Cold Neutral)
1328lm (Cold Color)
3000K
Dimmable 0-10V
Cavo / Wire RAL 9005
IP20



9W + 5W
1438lm (Warm Neutral)
1274lm (Warm Color)
1274lm (Cold Neutral)
1274lm (Cold Color)
2700K
Dimmable 0-10V
Cavo / Wire RAL 9005
IP20



Struttura vetro
Glass structure

● Bianco acidato /
Acid-etched
white

● Bianco acidato /
Acid-etched
white

● Bianco acidato /
Acid-etched
white

● Bianco acidato /
Acid-etched
white

Diffusore vetro
Glass shade

● Neutro caldo / Warm Neutral
● Colore caldo / Warm Color
● Neutro freddo / Cold Neutral
● Colore freddo / Cold Color

● Neutro caldo / Warm Neutral
● Colore caldo / Warm Color
● Neutro freddo / Cold Neutral
● Colore freddo / Cold Color

● Neutro caldo / Warm Neutral
● Colore caldo / Warm Color
● Neutro freddo / Cold Neutral
● Colore freddo / Cold Color

● Neutro caldo / Warm Neutral
● Colore caldo / Warm Color
● Neutro freddo / Cold Neutral
● Colore freddo / Cold Color

Codice
Code

C-S1D30A-WARMN-P2NE
C-S1D30A-WARMC-P2NE
C-S1D30A-COLDN-P2NE
C-S1D30A-COLDC-P2NE

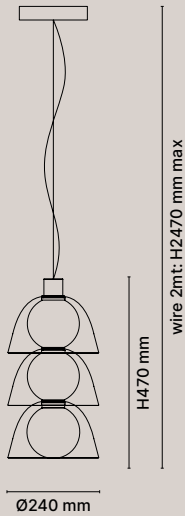
C-S1D30A-WARMN-P2WE
C-S1D30A-WARMC-P2WE
C-S1D30A-COLDN-P2WE
C-S1D30A-COLDC-P2WE

C-S1D30A-WARMN-D2NE
C-S1D30A-WARMC-D2NE
C-S1D30A-COLDN-D2NE
C-S1D30A-COLDC-D2NE

C-S1D30A-WARMN-D2WE
C-S1D30A-WARMC-D2WE
C-S1D30A-COLDN-D2WE
C-S1D30A-COLDC-D2WE

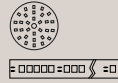
GEMS, Francesca Lanzavecchia

C-S2D30B
SHORT 2 D30 B SUSPENSION

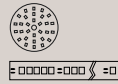


Peso / Weight: 4,3 kg

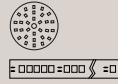
Dettagli
Details



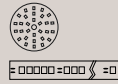
9W + 5W
1342lm (Warm Neutral)
1097lm (Warm Color)
1097lm (Cold Neutral)
1097lm (Cold Color)
3000K
Dimmable DALI
Cavo / Wire RAL 9005
IP20



9W + 5W
1287lm (Warm Neutral)
1052lm (Warm Color)
1052lm (Cold Neutral)
1052lm (Cold Color)
2700K
Dimmable DALI
Cavo / Wire RAL 9005
IP20



9W + 5W
1342lm (Warm Neutral)
1097lm (Warm Color)
1097lm (Cold Neutral)
1097lm (Cold Color)
3000K
Dimmable 0-10V
Cavo / Wire RAL 9005
IP20



9W + 5W
1287lm (Warm Neutral)
1052lm (Warm Color)
1052lm (Cold Neutral)
1052lm (Cold Color)
2700K
Dimmable 0-10V
Cavo / Wire RAL 9005
IP20



Struttura vetro
Glass structure

● Bianco acidato /
Acid-etched
white

● Bianco acidato /
Acid-etched
white

● Bianco acidato /
Acid-etched
white

● Bianco acidato /
Acid-etched
white

Diffusore vetro
Glass shade

● Neutro caldo / Warm Neutral

● Colore caldo / Warm Color

● Neutro freddo / Cold Neutral

● Colore freddo / Cold Color

● Neutro caldo / Warm Neutral

● Colore caldo / Warm Color

● Neutro freddo / Cold Neutral

● Colore freddo / Cold Color

● Neutro caldo / Warm Neutral

● Colore caldo / Warm Color

● Neutro freddo / Cold Neutral

● Colore freddo / Cold Color

● Neutro caldo / Warm Neutral

● Colore caldo / Warm Color

● Neutro freddo / Cold Neutral

● Colore freddo / Cold Color

Codice
Code

C-S2D30B-WARMN-P2NE

C-S2D30B-WARMC-P2NE

C-S2D30B-COLDN-P2NE

C-S2D30B-COLDC-P2NE

C-S2D30B-WARMN-P2WE

C-S2D30B-WARMC-P2WE

C-S2D30B-COLDN-P2WE

C-S2D30B-COLDC-P2WE

C-S2D30B-WARMN-D2NE

C-S2D30B-WARMC-D2NE

C-S2D30B-COLDN-D2NE

C-S2D30B-COLDC-D2NE

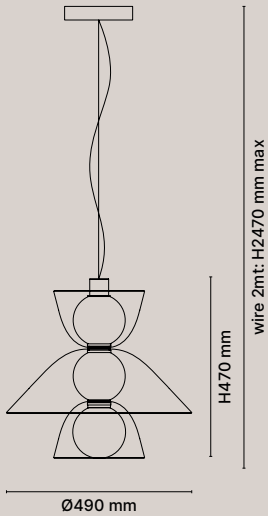
C-S2D30B-WARMN-D2WE

C-S2D30B-WARMC-D2WE

C-S2D30B-COLDN-D2WE

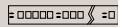
C-S2D30B-COLDC-D2WE

C-S2D50B
SHORT 2 D50 B SUSPENSION

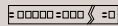


Peso / Weight: 4,8 kg

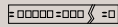
Dettagli
Details



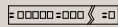
9W + 5W
1334lm (Warm Neutral)
1067lm (Warm Color)
1067lm (Cold Neutral)
1067lm (Cold Color)
3000K
Dimmable DALI
Cavo / Wire RAL 9005
IP20



9W + 5W
1279lm (Warm Neutral)
1023lm (Warm Color)
1023lm (Cold Neutral)
1023lm (Cold Color)
2700K
Dimmable DALI
Cavo / Wire RAL 9005
IP20



9W + 5W
1334lm (Warm Neutral)
1067lm (Warm Color)
1067lm (Cold Neutral)
1067lm (Cold Color)
3000K
Dimmable 0-10V
Cavo / Wire RAL 9005
IP20



9W + 5W
1279lm (Warm Neutral)
1023lm (Warm Color)
1023lm (Cold Neutral)
1023lm (Cold Color)
2700K
Dimmable 0-10V
Cavo / Wire RAL 9005
IP20



Struttura vetro
Glass structure



Bianco acidato /
Acid-etched
white



Bianco acidato /
Acid-etched
white



Bianco acidato /
Acid-etched
white



Bianco acidato /
Acid-etched
white

Diffusore vetro
Glass shade



Neutro caldo / Warm Neutral



Colore caldo / Warm Color



Neutro freddo / Cold Neutral



Colore freddo / Cold Color



Neutro caldo / Warm Neutral



Colore caldo / Warm Color



Neutro freddo / Cold Neutral



Colore freddo / Cold Color



Neutro caldo / Warm Neutral



Colore caldo / Warm Color



Neutro freddo / Cold Neutral



Colore freddo / Cold Color



Neutro caldo / Warm Neutral



Colore caldo / Warm Color



Neutro freddo / Cold Neutral



Colore freddo / Cold Color

Codice
Code

C-S2D50B-WARMN-P2NE

C-S2D50B-WARMC-P2NE

C-S2D50B-COLDN-P2NE

C-S2D50B-COLDC-P2NE

C-S2D50B-WARMN-P2WE

C-S2D50B-WARMC-P2WE

C-S2D50B-COLDN-P2WE

C-S2D50B-COLDC-P2WE

C-S2D50B-WARMN-D2NE

C-S2D50B-WARMC-D2NE

C-S2D50B-COLDN-D2NE

C-S2D50B-COLDC-D2NE

C-S2D50B-WARMN-D2WE

C-S2D50B-WARMC-D2WE

C-S2D50B-COLDN-D2WE

C-S2D50B-COLDC-D2WE

GLIFO, Valerio Sommella & Anonima Luci

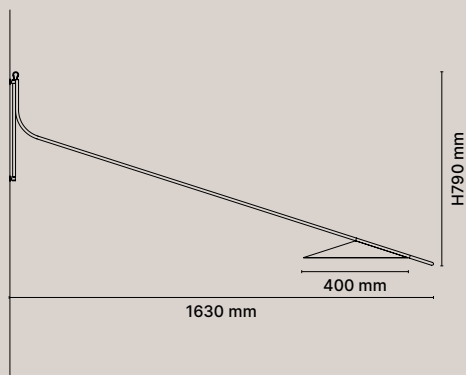
1908-33
LARGE CABLE WALL

Dettagli
Details

Maniglia legno
Wood handle

Struttura metallo
Metal Structure

Codice
Code



14W - 1180lm
3000K
On-Off
Cavo / Wire RAL 9005
IP20



Ebano /
Ebony



Nero opaco /
Matt black

1908-33-11L8-NXNE



14W - 1180lm
2700K
On-Off
Cavo / Wire RAL 9005
IP20

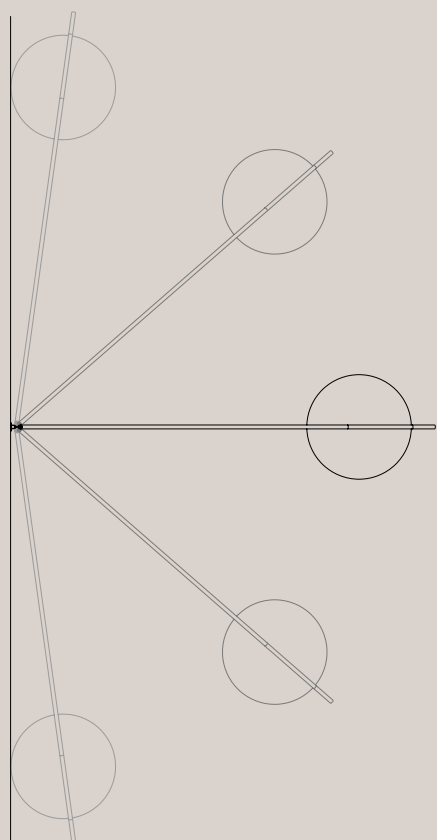


Ebano /
Ebony



Nero opaco /
Matt black

1908-33-11L8-NXWE



14W - 1180lm
3000K
Dimmer touch
Cavo / Wire RAL 9005
IP20



Ebano /
Ebony



Nero opaco /
Matt black

1908-33-11L8-DXNE



14W - 1180lm
2700K
Dimmer touch
Cavo / Wire RAL 9005
IP20



Ebano /
Ebony



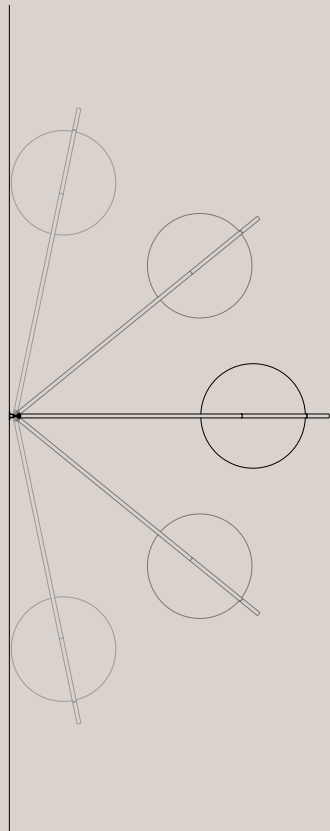
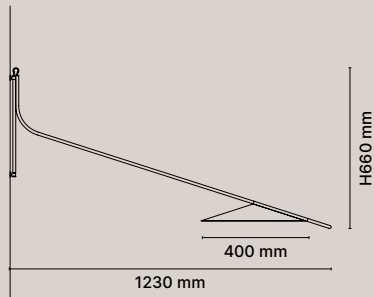
Nero opaco /
Matt black

1908-33-11L8-DXWE

Peso / Weight: 2,6 kg

Lunghezza cavo / Cable length on-off 2500 mm
Lunghezza cavo / Cable length dimmer touch 1800 mm

1908-31
MEDIUM CABLE WALL



Dettagli
Details



14W - 1180lm
3000K
On-Off
Cavo / Wire RAL 9005
IP20



14W - 1180lm
2700K
On-Off
Cavo / Wire RAL 9005
IP20



14W - 1180lm
3000K
Dimmer touch
Cavo / Wire RAL 9005
IP20



14W - 1180lm
2700K
Dimmer touch
Cavo / Wire RAL 9005
IP20



Maniglia legno
Wood handle



Ebano /
Ebony



Ebano /
Ebony



Ebano /
Ebony



Ebano /
Ebony

Struttura metallo
Metal Structure



Nero opaco /
Matt black



Nero opaco /
Matt black



Nero opaco /
Matt black



Nero opaco /
Matt black

Codice
Code

1908-31-11L8-NXNE

1908-31-11L8-NXWE

1908-31-11L8-DXNE

1908-31-11L8-DXWE

Peso / Weight: 2,3 kg

Lunghezza cavo / Cable length on-off 2500 mm
Lunghezza cavo / Cable length dimmer touch 1800 mm

GLIFO, Valerio Sommella & Anonima Luci

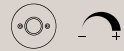
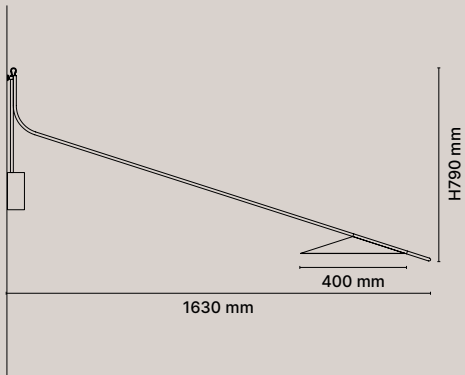
1908-34
LARGE BOX WALL

Dettagli
Details

Maniglia legno
Wood handle

Struttura metallo
Metal Structure

Codice
Code



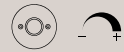
14W - 1180lm
3000K
Dimmer touch
IP20



● Ebano /
Ebony

● Nero opaco /
Matt black

1908-34-11L8-DXNE



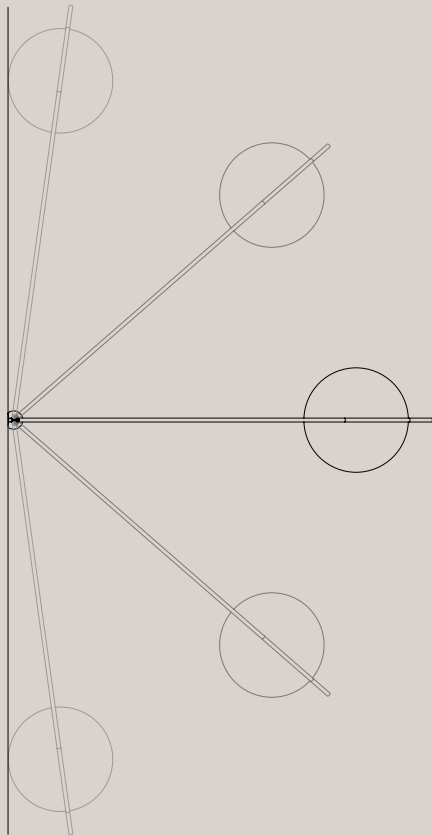
14W - 1180lm
2700K
Dimmer touch
IP20



● Ebano /
Ebony

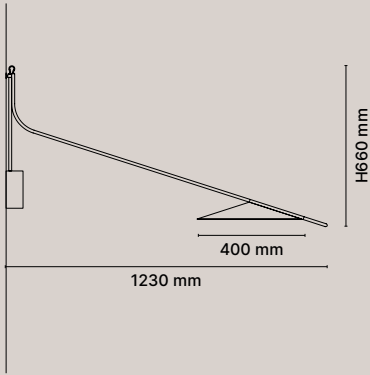
● Nero opaco /
Matt black

1908-34-11L8-DXWE

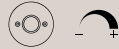


Peso / Weight: 2,6 kg

1908-32
MEDIUM BOX WALL



Dettagli
Details



14W - 1180lm
3000K
Dimmer touch
IP20



Maniglia legno
Wood handle


● Ebano /
Ebony

Struttura metallo
Metal Structure

● Nero opaco /
Matt black

Codice
Code

1908-32-11L8-DXNE



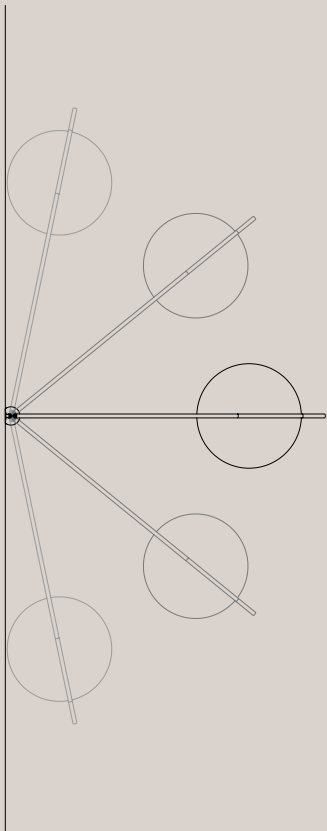
14W - 1180lm
2700K
Dimmer touch
IP20



● Ebano /
Ebony

● Nero opaco /
Matt black

1908-32-11L8-DXWE



Peso / Weight: 2,3 kg

GLIFO, Valerio Sommella & Anonima Luci

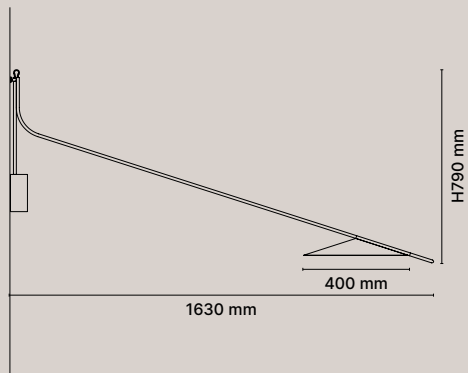
1908-36
LARGE DIMMABLE WALL

Dettagli
Details

Maniglia legno
Wood handle

Struttura metallo
Metal Structure

Codice
Code



14W - 1180lm
3000K
Dimmable DALI
IP20



Ebano /
Ebony



Nero opaco /
Matt black

1908-36-11L8-PXNE



14W - 1180lm
2700K
Dimmable DALI
IP20

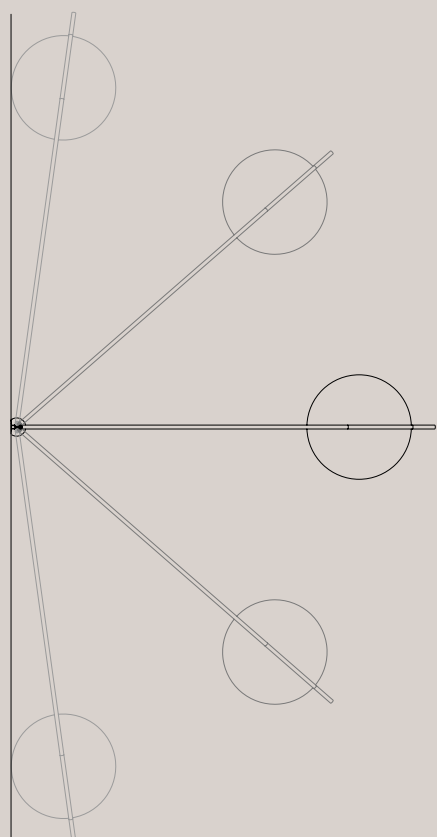


Ebano /
Ebony



Nero opaco /
Matt black

1908-36-11L8-PXWE



14W - 1180lm
3000K
Dimmable 0-10V
IP20



Ebano /
Ebony



Nero opaco /
Matt black

1908-36-11L8-DXNE



14W - 1180lm
2700K
Dimmable 0-10V
IP20



Ebano /
Ebony

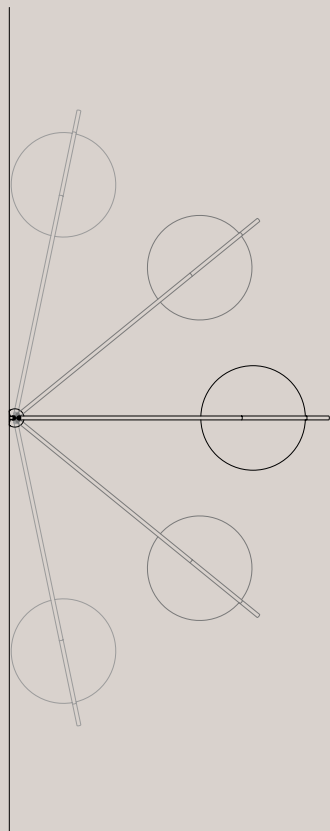
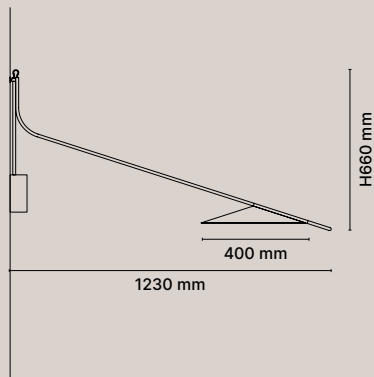


Nero opaco /
Matt black

1908-36-11L8-DXWE

Peso / Weight: 2,6 kg

1908-35
MEDIUM DIMMABLE WALL



Dettagli
Details



14W - 1180lm
3000K
Dimmable DALI
IP20



14W - 1180lm
2700K
Dimmable DALI
IP20



14W - 1180lm
3000K
Dimmable 0-10V
IP20



14W - 1180lm
2700K
Dimmable 0-10V
IP20



Maniglia legno
Wood handle



Ebano /
Ebony



Ebano /
Ebony



Ebano /
Ebony



Ebano /
Ebony

Struttura metallo
Metal Structure



Nero opaco /
Matt black



Nero opaco /
Matt black



Nero opaco /
Matt black



Nero opaco /
Matt black

Codice
Code

1908-35-11L8-PXNE

1908-35-11L8-PXWE

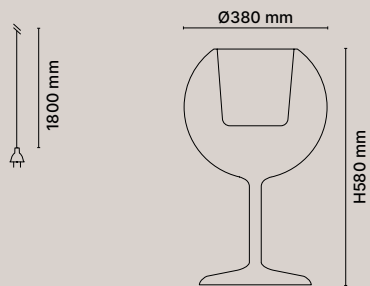
1908-35-11L8-DXNE

1908-35-11L8-DXWE

Peso / Weight: 2,3 kg


GLO, Carlo Colombo

0811-03 LARGE TABLE



Peso / Weight: 3,4 kg

Dettagli Details



1x 13W
E27 LED
Dimmer on cable
Cavo / Wire RAL 9005
IP20



Struttura vetro Glass structure

	Bronzo specchiato / Mirroring bronze	0811-03-2421-DXBE
	Verde specchiato / Mirroring green	0811-03-2418-DXBE
	Oro rosa specchiato / Mirroring rose gold	0811-03-2417-DXBE
	Oro specchiato / Mirroring gold	0811-03-2416-DXBE
	Nero specchiato / Mirroring black	0811-03-2415-DXBE
	Argento specchiato / Mirroring silver	0811-03-2413-DXBE
	4ever specchiato / Mirroring 4ever	0811-03-2411-DXBE
	Trasparente / Transparent	0811-03-2401-DXBE


Accessori Accessories

Lampadina / Bulb LED E27 - 2700K

Codice Code

RIC.000088

0811-01 MEDIUM TABLE



Peso / Weight: 1,6 kg

Dettagli Details



1x 6W
E14 LED
Cavo / Wire RAL 9005
IP20



Struttura vetro Glass structure

	Bronzo specchiato / Mirroring bronze	0811-01-2421-NXBE
	Verde specchiato / Mirroring green	0811-01-2418-NXBE
	Oro rosa specchiato / Mirroring rose gold	0811-01-2417-NXBE
	Oro specchiato / Mirroring gold	0811-01-2416-NXBE
	Nero specchiato / Mirroring black	0811-01-2415-NXBE
	Argento specchiato / Mirroring silver	0811-01-2413-NXBE
	4ever specchiato / Mirroring 4ever	0811-01-2411-NXBE
	Trasparente / Transparent	0811-01-2401-NXBE

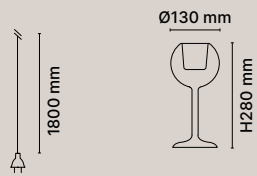
Accessori Accessories

Lampadina / Bulb LED E14 - 2700K

Codice Code

RIC.000087

0811-00
MINI TABLE



Peso / Weight: 0,5 kg

Dettagli
Details

1x 4W
G9 LED
Cavo / Wire RAL 9005
IP20



Struttura vetro
Glass structure

- Bronzo specchiato / Mirroring bronze 0811-00-2421-NXBE
- Verde specchiato / Mirroring green 0811-00-2418-NXBE
- Oro rosa specchiato / Mirroring rose gold 0811-00-2417-NXBE
- Oro specchiato / Mirroring gold 0811-00-2416-NXBE
- Nero specchiato / Mirroring black 0811-00-2415-NXBE
- Argento specchiato / Mirroring silver 0811-00-2413-NXBE
- 4ever specchiato / Mirroring 4ever 0811-00-2411-NXBE
- Trasparente / Transparent 0811-00-2401-NXBE

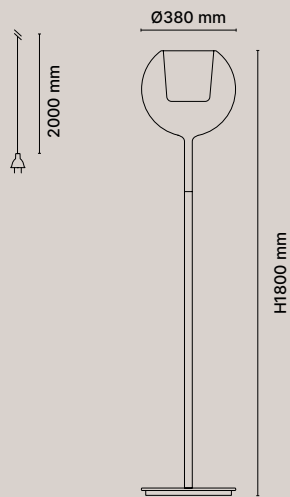
Accessori
Accessories

Lampadina / Bulb LED G9 - 2700K

Codice
Code

RIC.000086

0811-11
FLOOR



Peso / Weight: 14,5 kg

Dettagli
Details

1x 13W
E27 LED
Dimmer on cable
Cavo / Wire RAL 9005
IP20



Struttura metallo
Metal structure

- Cromo lucido / Glossy chrome 0811-11-2413-DXBE
- Trasparente / Transparent 0811-11-2401-DXBE
- Oro lucido / Glossy gold 0811-11-0716-DXBE
- 4ever specchiato / Mirroring 4ever 0811-11-0711-DXBE
- Nero opaco / Matt black 0811-11-1115-DXBE

Diffusore vetro
Glass shade

- Argento specchiato / Mirroring silver 0811-11-2413-DXBE
- Trasparente / Transparent 0811-11-2401-DXBE
- Oro specchiato / Mirroring gold 0811-11-0716-DXBE
- 4ever specchiato / Mirroring 4ever 0811-11-0711-DXBE
- Nero specchiato / Mirroring black 0811-11-1115-DXBE

Accessori
Accessories

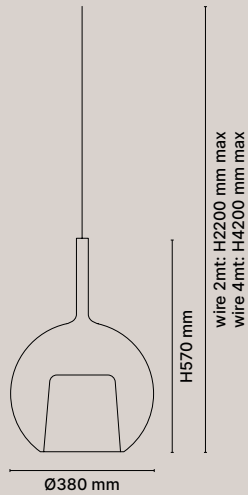
Lampadina / Bulb LED E27 - 2700K

Codice
Code

RIC.000088

Peso / Weight: 0,5 kg

0811-23 LARGE SUSPENSION



Peso / Weight: 3,4 kg

Dettagli Details



1x 13W
E27 LED
Cavo / Wire RAL 7013
IP20



Diffusore vetro Glass shade

Color	Material	Cavo Wire	Codice Code
●	Bronzo specchiato / Mirroring bronze	4 mt	0811-23-2421-N4BE
●	Viola specchiato / Mirroring violet	2 mt	0811-23-2421-N2BE
●	Viola specchiato / Mirroring violet	4 mt	0811-23-2419-N4BE
●	Viola specchiato / Mirroring violet	2 mt	0811-23-2419-N2BE
●	Verde specchiato / Mirroring green	4 mt	0811-23-2418-N4BE
●	Verde specchiato / Mirroring green	2 mt	0811-23-2418-N2BE
●	Oro rosa specchiato / Mirroring rose gold	4 mt	0811-23-2417-N4BE
●	Oro rosa specchiato / Mirroring rose gold	2 mt	0811-23-2417-N2BE
●	Oro specchiato / Mirroring gold	4 mt	0811-23-2416-N4BE
●	Oro specchiato / Mirroring gold	2 mt	0811-23-2416-N2BE
●	Nero specchiato / Mirroring black	4 mt	0811-23-2415-N4BE
●	Nero specchiato / Mirroring black	2 mt	0811-23-2415-N2BE
●	Blu specchiato / Mirroring blue	4 mt	0811-23-2414-N4BE
●	Blu specchiato / Mirroring blue	2 mt	0811-23-2414-N2BE
●	Argento specchiato / Mirroring silver	4 mt	0811-23-2413-N4BE
●	Argento specchiato / Mirroring silver	2 mt	0811-23-2413-N2BE
●	4ever specchiato / Mirroring 4ever	4 mt	0811-23-2411-N4BE
●	4ever specchiato / Mirroring 4ever	2 mt	0811-23-2411-N2BE
○	Trasparente / Transparent	4 mt	0811-23-2401-N4BE
○	Trasparente / Transparent	2 mt	0811-23-2401-N2BE

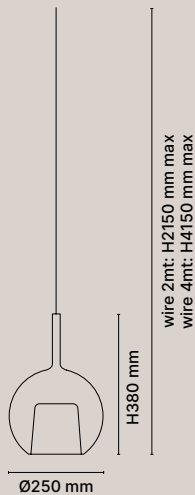
Accessori Accessories

Lampadina / Bulb LED E27 - 2700K

Codice Code

RIC.000088

0811-21 MEDIUM SUSPENSION



Peso / Weight: 1,6 kg

Dettagli Details



1x 6W
E14 LED
Cavo / Wire RAL 7013
IP20



Diffusore vetro Glass shade

Color	Material	Cavo Wire	Codice Code
●	Bronzo specchiato / Mirroring bronze	4 mt	0811-21-2421-N4BE
●	Bronzo specchiato / Mirroring bronze	2 mt	0811-21-2421-N2BE
●	Viola specchiato / Mirroring violet	4 mt	0811-21-2419-N4BE
●	Viola specchiato / Mirroring violet	2 mt	0811-21-2419-N2BE
●	Verde specchiato / Mirroring green	4 mt	0811-21-2418-N4BE
●	Verde specchiato / Mirroring green	2 mt	0811-21-2418-N2BE
●	Oro rosa specchiato / Mirroring rose gold	4 mt	0811-21-2417-N4BE
●	Oro rosa specchiato / Mirroring rose gold	2 mt	0811-21-2417-N2BE
●	Oro specchiato / Mirroring gold	4 mt	0811-21-2416-N4BE
●	Oro specchiato / Mirroring gold	2 mt	0811-21-2416-N2BE
●	Nero specchiato / Mirroring black	4 mt	0811-21-2415-N4BE
●	Nero specchiato / Mirroring black	2 mt	0811-21-2415-N2BE
●	Blu specchiato / Mirroring blue	4 mt	0811-21-2414-N4BE
●	Blu specchiato / Mirroring blue	2 mt	0811-21-2414-N2BE
●	Argento specchiato / Mirroring silver	4 mt	0811-21-2413-N4BE
●	Argento specchiato / Mirroring silver	2 mt	0811-21-2413-N2BE
●	4ever specchiato / Mirroring 4ever	4 mt	0811-21-2411-N4BE
●	4ever specchiato / Mirroring 4ever	2 mt	0811-21-2411-N2BE
○	Trasparente / Transparent	4 mt	0811-21-2401-N4BE
○	Trasparente / Transparent	2 mt	0811-21-2401-N2BE


Accessori Accessories

Lampadina / Bulb LED E14 - 2700K

Codice Code

RIC.000087

0811-20
MINI SUSPENSION



Peso / Weight: 0,5 kg

Dettagli
Details



1x 4W
G9 LED
Cavo / Wire RAL 7013
IP20



Diffusore vetro
Glass shade

Cavo
Wire

Codice
Code

	Bronzo specchiato / Mirroring bronze	4 mt	0811-20-2421-N4BE
		2 mt	0811-20-2421-N2BE
	Viola specchiato / Mirroring violet	4 mt	0811-20-2419-N4BE
		2 mt	0811-20-2419-N2BE
	Verde specchiato / Mirroring green	4 mt	0811-20-2418-N4BE
		2 mt	0811-20-2418-N2BE
	Oro rosa specchiato / Mirroring rose gold	4 mt	0811-20-2417-N4BE
		2 mt	0811-20-2417-N2BE
	Oro specchiato / Mirroring gold	4 mt	0811-20-2416-N4BE
		2 mt	0811-20-2416-N2BE
	Nero specchiato / Mirroring black	4 mt	0811-20-2415-N4BE
		2 mt	0811-20-2415-N2BE
	Blu specchiato / Mirroring blue	4 mt	0811-20-2414-N4BE
		2 mt	0811-20-2414-N2BE
	Argento specchiato / Mirroring silver	4 mt	0811-20-2413-N4BE
		2 mt	0811-20-2413-N2BE
	4ever specchiato / Mirroring 4ever	4 mt	0811-20-2411-N4BE
		2 mt	0811-20-2411-N2BE
	Trasparente / Transparent	4 mt	0811-20-2401-N4BE
		2 mt	0811-20-2401-N2BE

Accessori
Accessories

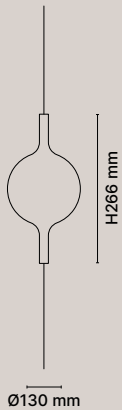
Codice
Code

Lampadina / Bulb LED G9 - 2700K

RIC.000086

CHARM

0811-96
CHARM MINI



Peso / Weight: 0,16 kg

Dettagli
Details

Max 4 for Glo Large
Max 8 for Glo Medium
Max 12 for Glo Mini

Vetro
Glass

- Bronzo specchiato / Mirroring bronze
- Verde specchiato / Mirroring green
- Oro rosa specchiato / Mirroring rose gold
- Oro specchiato / Mirroring gold
- Nero specchiato / Mirroring black
- Argento specchiato / Mirroring silver

Accessori
Accessories

Guida cavo per montaggio /
Mounting cable guide

Codice
Code

0811-96-0021

0811-96-0018

0811-96-0017

0811-96-0016

0811-96-0015

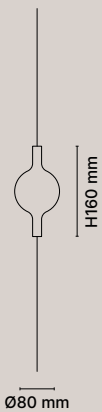
0811-96-0013

Codice
Code

RIC.000106

Consigliamo l'acquisto di una guida per facilitare
l'installazione delle Charm sul cavo.
We recommend the purchase of a guide to facilitate
the installation of Charm on the cable.

0811-95
CHARM MICRO



Peso / Weight: 0,09 kg

Dettagli
Details

Max 8 for Glo Large
Max 16 for Glo Medium
Max 22 for Glo Mini

Vetro
Glass

- Bronzo specchiato / Mirroring bronze
- Verde specchiato / Mirroring green
- Oro rosa specchiato / Mirroring rose gold
- Oro specchiato / Mirroring gold
- Nero specchiato / Mirroring black
- Argento specchiato / Mirroring silver

Accessori
Accessories

Guida cavo per montaggio /
Mounting cable guide

Codice
Code

0811-95-0021

0811-95-0018

0811-95-0017

0811-95-0016

0811-95-0015

0811-95-0013


Codice
Code

RIC.000106

Consigliamo l'acquisto di una guida per facilitare
l'installazione delle Charm sul cavo.
We recommend the purchase of a guide to facilitate
the installation of Charm on the cable.

GLO, Carlo Colombo

0811-92 CANOPY TYPE A

 H35 mm


Ø113 mm

Peso / Weight: 1 kg

Dettagli Details


On-off





Dimmable DALI



Struttura metallo Metal structure

 Titanio opaco / Matt titanium

 Bianco opaco / Matt white


 Nero opaco / Matt black


Codice Code


0811-92-1800-NXBE

0811-92-0100-NXBE

0811-92-1100-NXBE

 Titanio opaco / Matt titanium

 Bianco opaco / Matt white

 Nero opaco / Matt black

0811-92-1800-PXBE

0811-92-0100-PXBE

0811-92-1100-PXBE

0811-93 CANOPY TYPE A RECESSED



Ø65 mm

Peso / Weight: 0,5 kg

Dettagli Details



Struttura metallo Metal structure

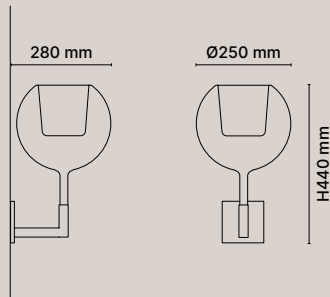
 Bianco opaco / Matt white

Codice Code

0811-93-0100-NXBE

GLO, Carlo Colombo

0811-31
MEDIUM WALL



Peso / Weight: 2,0 kg


Dettagli
Details



1x 6W
E14 LED
IP20



Struttura metallo
Metal structure

 Oro opaco /
Matt gold

Diffusore vetro
Glass shade

 Bronzo specchiato /
Mirroring bronze
 Verde specchiato /
Mirroring green
 Oro rosa specchiato /
Mirroring rose gold
 Oro specchiato /
Mirroring gold
 Nero specchiato /
Mirroring black
 Argento specchiato /
Mirroring silver
 4ever specchiato /
Mirroring 4ever
 Trasparente /
Transparent

Codice
Code

0811-31-0621-NXBE

0811-31-0618-NXBE

0811-31-0617-NXBE


0811-31-0616-NXBE

0811-31-0615-NXBE

0811-31-0613-NXBE

0811-31-0611-NXBE

0811-31-0601-NXBE

 Nero opaco /
Matt black

 Bronzo specchiato /
Mirroring bronze
 Verde specchiato /
Mirroring green
 Oro rosa specchiato /
Mirroring rose gold
 Oro specchiato /
Mirroring gold
 Nero specchiato /
Mirroring black
 Argento specchiato /
Mirroring silver
 4ever specchiato /
Mirroring 4ever
 Trasparente /
Transparent

0811-31-1121-NXBE

0811-31-1118-NXBE

0811-31-1117-NXBE

0811-31-1116-NXBE

0811-31-1115-NXBE

0811-31-1113-NXBE

0811-31-1111-NXBE

0811-31-1101-NXBE

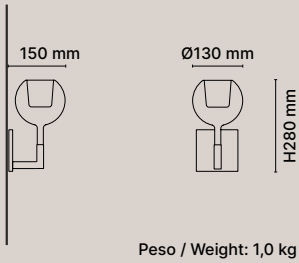
Accessori
Accessories

Codice
Code

Lampadina / Bulb LED E14 - 2700K

RIC.000087

0811-30
MINI WALL




Dettagli
Details


 1× 4W
 G9 LED
 IP20




Struttura metallo
Metal structure


 Oro opaco /
 Matt gold

Diffusore vetro
Glass shade

 Bronzo specchiato /
 Mirroring bronze
 Verde specchiato /
 Mirroring green
 Oro rosa specchiato /
 Mirroring rose gold
 Oro specchiato /
 Mirroring gold
 Nero specchiato /
 Mirroring black
 Argento specchiato /
 Mirroring silver
 4ever specchiato /
 Mirroring 4ever
 Trasparente /
 Transparent

Codice
Code

0811-30-0621-NXBE
 0811-30-0618-NXBE
 0811-30-0617-NXBE
 0811-30-0616-NXBE
 0811-30-0615-NXBE
 0811-30-0613-NXBE
 0811-30-0611-NXBE
 0811-30-0601-NXBE

 Nero opaco /
 Matt black

 Bronzo specchiato /
 Mirroring bronze
 Verde specchiato /
 Mirroring green
 Oro rosa specchiato /
 Mirroring rose gold
 Oro specchiato /
 Mirroring gold
 Nero specchiato /
 Mirroring black
 Argento specchiato /
 Mirroring silver
 4ever specchiato /
 Mirroring 4ever
 Trasparente /
 Transparent

0811-30-1121-NXBE
 0811-30-1118-NXBE
 0811-30-1117-NXBE
 0811-30-1116-NXBE
 0811-30-1115-NXBE
 0811-30-1113-NXBE
 0811-30-1111-NXBE
 0811-30-1101-NXBE

Accessori
Accessories

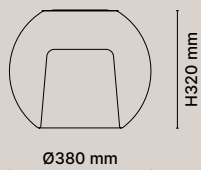
Lampadina / Bulb LED G9 - 2700K

Codice
Code

RIC.000086

GLO, Carlo Colombo

0811-43 LARGE CEILING - WALL



Peso / Weight: 3,4 kg


Dettagli Details




1x 13W
E27 LED
IP20



Struttura metallo Metal structure


 Cromo lucido e
bianco opaco /
Glossy chrome and
matt white


Diffusore vetro Glass shade

 Trasparente /
Transparent


Codice Code

0811-43-2401-NXBE


 Bronzo opaco /
Matt bronze

 Bronzo specchiato /
Mirroring bronze


0811-43-1621-NXBE

 Verde specchiato /
Mirroring green


0811-43-1618-NXBE

 Oro rosa specchiato /
Mirroring rose gold


0811-43-1617-NXBE

 Oro specchiato /
Mirroring gold


0811-43-1616-NXBE

 Nero specchiato /
Mirroring black

0811-43-1615-NXBE

 Argento specchiato /
Mirroring silver

0811-43-1613-NXBE

 4ever specchiato /
Mirroring 4ever

0811-43-1611-NXBE

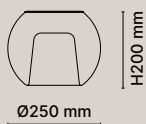
Accessori Accessories

Codice Code

Lampadina / Bulb LED E27 - 2700K

RIC.000088

0811-41 MEDIUM CEILING - WALL



Peso / Weight: 1,6 kg


Dettagli Details




1x 6W
E14 LED
IP20



Struttura metallo Metal structure

 Cromo lucido e
bianco opaco /
Glossy chrome and
matt white


Diffusore vetro Glass shade

 Trasparente /
Transparent


Codice Code

0811-41-2401-NXBE


 Bronzo opaco /
Matt bronze

 Bronzo specchiato /
Mirroring bronze


0811-41-1621-NXBE

 Verde specchiato /
Mirroring green


0811-41-1618-NXBE

 Oro rosa specchiato /
Mirroring rose gold


0811-41-1617-NXBE

 Oro specchiato /
Mirroring gold


0811-41-1616-NXBE

 Nero specchiato /
Mirroring black

0811-41-1615-NXBE

 Argento specchiato /
Mirroring silver

0811-41-1613-NXBE

 4ever specchiato /
Mirroring 4ever

0811-41-1611-NXBE

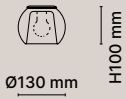
Accessori Accessories

Codice Code

Lampadina / Bulb LED E14 - 2700K

RIC.000087

0811-40
MINI CEILING - WALL



Peso / Weight: 0,5 kg


Dettagli
Details




1x 4W
G9 LED
IP20





Struttura metallo
Metal structure


 Bianco opaco /
Matt white


 Bronzo opaco /
Matt bronze


Diffusore vetro
Glass shade


 Trasparente /
Transparent


 Bronzo specchiato /
Mirroring bronze


 Verde specchiato /
Mirroring green

 Oro rosa specchiato /
Mirroring rose gold

 Oro specchiato /
Mirroring gold

 Nero specchiato /
Mirroring black

 Argento specchiato /
Mirroring silver

 4ever specchiato /
Mirroring 4ever

Codice
Code

0811-40-0101-NXBE

0811-40-1621-NXBE

0811-40-1618-NXBE

0811-40-1617-NXBE

0811-40-1616-NXBE

0811-40-1615-NXBE

0811-40-1613-NXBE

0811-40-1611-NXBE

Accessori
Accessories

Lampadina / Bulb LED G9 - 2700K

Codice
Code

RIC.000086

GLO MAXI, Carlo Colombo

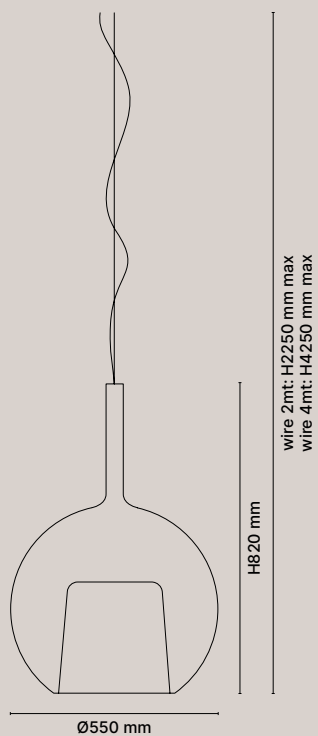
0811-24
SUSPENSION

Dettagli
Details

Diffusore vetro
Glass shade

Cavo
Wire

Codice
Code



1x 20W
E27 LED
Cavo / Wire RAL 7013
IP20
Lampadina inclusa /
Light bulb included



wire 2mt: H2250 mm max
wire 4mt: H4250 mm max

H820 mm

Ø550 mm

Peso / Weight: 6,5 kg

● Bronzo specchiato / Mirroring bronze	4 mt	0811-24-2421-N4BE
	2 mt	0811-24-2421-N2BE
● Verde specchiato / Mirroring green	4 mt	0811-24-2418-N4BE
	2 mt	0811-24-2418-N2BE
● Oro rosa specchiato / Mirroring rose gold	4 mt	0811-24-2417-N4BE
	2 mt	0811-24-2417-N2BE
● Oro specchiato / Mirroring gold	4 mt	0811-24-2416-N4BE
	2 mt	0811-24-2416-N2BE
● Nero specchiato / Mirroring black	4 mt	0811-24-2415-N4BE
	2 mt	0811-24-2415-N2BE
● Argento specchiato / Mirroring silver	4 mt	0811-24-2413-N4BE
	2 mt	0811-24-2413-N2BE
● 4ever specchiato / Mirroring 4ever	4 mt	0811-24-2411-N4BE
	2 mt	0811-24-2411-N2BE
○ Trasparente / Transparent	4 mt	0811-24-2401-N4BE
	2 mt	0811-24-2401-N2BE


Accessori
Accessories

Codice
Code

Lampadina / Bulb LED E27 GLOBO - 2700K

RIC.000090

0811-94
CANOPY TYPE D

 H35 mm


Ø113 mm

Peso / Weight: 1 kg

Dettagli
Details


On-off





Dimmable DALI





Struttura metallo
Metal structure


 Titanio opaco / Matt titanium

 Bianco opaco / Matt white

 Nero opaco / Matt black

 Titanio opaco / Matt titanium

 Bianco opaco / Matt white

 Nero opaco / Matt black

Codice
Code

0811-94-1800-NXBE

0811-94-0100-NXBE

0811-94-1100-NXBE

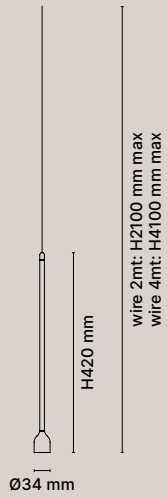
0811-94-1800-PXBE

0811-94-0100-PXBE

0811-94-1100-PXBE

HAIL, Bartoli Design

2304-20
SUSPENSION



Peso / Weight: 0,190 kg

Dettagli
Details



4W - 169lm
3000K
Cavo / Wire RAL 9005
IP20



4W - 152lm
2700K
Cavo / Wire RAL 9005
IP20



Struttura metallo
Metal structure



Bronzo opaco / Matt bronze



Nero opaco / Matt black



Oro opaco / Matt gold



Bronzo opaco / Matt bronze



Nero opaco / Matt black



Oro opaco / Matt gold

Cavo
Wire

4 mt
2 mt
4 mt
2 mt
4 mt
2 mt


Codice
Code

2304-20-1611-N4NE
2304-20-1611-N2NE
2304-20-1111-N4NE
2304-20-1111-N2NE
2304-20-0611-N4NE
2304-20-0611-N2NE

4 mt
2 mt
4 mt
2 mt
4 mt
2 mt

2304-20-1611-N4WE
2304-20-1611-N2WE
2304-20-1111-N4WE
2304-20-1111-N2WE
2304-20-0611-N4WE
2304-20-0611-N2WE

1704-90
CANOPY TYPE B

 H35 mm




Ø113 mm



Peso / Weight: 1 kg

Dettagli
Details




On-off
 




Dimmable 0-10V
 




Dimmable DALI
 




Dimmable phase cut
 

Struttura metallo
Metal structure

 Oro opaco / Matt gold
 Bianco opaco / Matt white
 Nero opaco / Matt black

 Oro opaco / Matt gold
 Bianco opaco / Matt white
 Nero opaco / Matt black

 Oro opaco / Matt gold
 Bianco opaco / Matt white
 Nero opaco / Matt black

 Oro opaco / Matt gold
 Bianco opaco / Matt white
 Nero opaco / Matt black

Codice
Code

1704-90-0600-NXLE
1704-90-0100-NXLE
1704-90-1100-NXLE

1704-90-0600-DXLE
1704-90-0100-DXLE
1704-90-1100-DXLE

1704-90-0600-PXLE
1704-90-0100-PXLE
1704-90-1100-PXLE



1704-90-0600-TXLE
1704-90-0100-TXLE
1704-90-1100-TXLE

1704-91
CANOPY TYPE B RECESSED



Ø65 mm

Peso / Weight: 0,5 kg

Dettagli
Details

Driver remoto non
incluso / Remote driver
not included
 

Struttura metallo
Metal structure

 Bianco opaco / Matt white

Accessori
Accessories

Driver 24V - Dimmable 0-10V
Suitable for / Adatto per:
• 1/5 Pendants / Pendenti

Driver 24V - Dimmable 0-10V
Suitable for / Adatto per:
• 6/13 Pendants / Pendenti

Driver 24V - Dimmable 0-10V
Suitable for / Adatto per:
• 14/19 Pendants / Pendenti

Codice
Code

1704-91-0100-NXLE

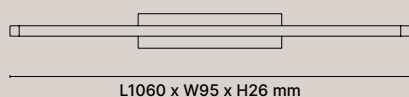
RIC.000007

RIC.000008

RIC.000009

HANG OUT, Brogliato Traverso

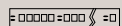
1906-33
LARGE WALL



L1060 x W95 x H26 mm

Peso / Weight: 4,0 kg

Dettagli
Details



65W
Fino a / Up to
1561lm (direct + indirect light)
3000K
Dimmable DALI
IP20



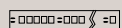
Struttura metallo
Metal structure

- Nero opaco / Matt black
- Bianco opaco / Matt white

Codice
Code

1906-33-1100-PXNE

1906-33-0100-PXNE



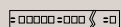
65W
Fino a / Up to
1561lm (direct + indirect light)
2700K
Dimmable DALI
IP20



- Nero opaco / Matt black
- Bianco opaco / Matt white

1906-33-1100-PXWE

1906-33-0100-PXWE



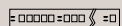
65W
Fino a / Up to
1561lm (direct + indirect light)
3000K
Dimmable 0-10V
IP20



- Nero opaco / Matt black
- Bianco opaco / Matt white

1906-33-1100-DXNE

1906-33-0100-DXNE



65W
Fino a / Up to
1561lm (direct + indirect light)
2700K
Dimmable 0-10V
IP20

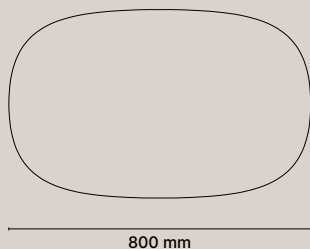


- Nero opaco / Matt black
- Bianco opaco / Matt white

1906-33-1100-DXWE

1906-33-0100-DXWE

1906-93
LARGE OVAL HORIZONTAL PANEL



800 mm

500 mm

Finiture
Finishes

- Legno frassino ingrigito / Greying ash wood
- Legno frassino sbiancato / Bleached ash wood
- MDF laccato opaco blu scuro / Matt laquered MDF Dark blue / RAL 5011
- MDF laccato azzurro / Matt laquered MDF Light blue / RAL 5024
- MDF laccato tortora / Matt laquered MDF Tortora / RAL 7006
- MDF laccato grigio / Matt laquered MDF Grey / RAL 7035
- MDF laccato giallo / Matt laquered MDF Yellow / RAL 1003
- MDF laccato rosso / Matt laquered MDF Red / RAL 3031

Codice
Code

1906-93-L700

1906-93-L600

1906-93-4100

1906-93-3600


1906-93-3500

1906-93-3300

1906-93-3100

1906-93-1300

1906-90
LARGE ROUND PANEL



Ø800 mm

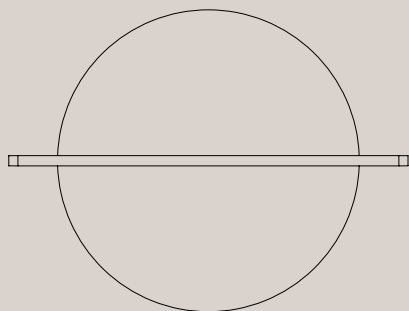
Finiture
Finishes

Codice
Code

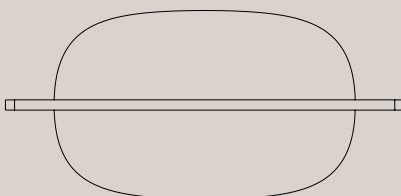
●	Legno frassino ingrigito / Greying ash wood	1906-90-L700
●	Legno frassino sbiancato / Bleached ash wood	1906-90-L600
●	Tessuto acustico blu scuro / Acoustic fabric Dark blue	1906-90-H900
●	Tessuto acustico azzurro / Acoustic fabric Light blue	1906-90-H600
●	Tessuto acustico tortora / Acoustic fabric Tortora	1906-90-H500
●	Tessuto acustico grigio chiaro / Acoustic fabric Light grey	1906-90-H300
●	Tessuto acustico giallo / Acoustic fabric Yellow	1906-90-H000
●	Tessuto acustico rosso / Acoustic fabric Red	1906-90-H200
●	MDF laccato opaco blu scuro / Matt laquered MDF Dark blue / RAL 5011	1906-90-4100
●	MDF laccato azzurro / Matt laquered MDF Light blue / RAL 5024	1906-90-3600
●	MDF laccato tortora / Matt laquered MDF Tortora / RAL 7006	1906-90-3500
●	MDF laccato grigio / Matt laquered MDF Grey / RAL 7035	1906-90-3300
●	MDF laccato giallo / Matt laquered MDF Yellow / RAL 1003	1906-90-3100
●	MDF laccato rosso / Matt laquered MDF Red / RAL 3031	1906-90-1300

COMPOSIZIONI / COMPOSITIONS

1906-33 + 1906-90




1906-33 + 1906-93



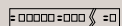
HANG OUT, Brogliato Traverso

1906-31
SMALL WALL



Peso / Weight: 3,0 kg

Dettagli
Details



40W
Fino a / Up to
937lm (direct + indirect light)
3000K
Dimmable DALI
IP20

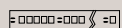


Struttura metallo
Metal structure

Codice
Code

● Nero opaco / Matt black 1906-31-1100-PXNE

● Bianco opaco / Matt white 1906-31-0100-PXNE

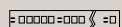


40W
Fino a / Up to
937lm (direct + indirect light)
2700K
Dimmable DALI
IP20



● Nero opaco / Matt black 1906-31-1100-PXWE

● Bianco opaco / Matt white 1906-31-0100-PXWE

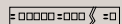


40W
Fino a / Up to
937lm (direct + indirect light)
3000K
Dimmable 0-10V
IP20



● Nero opaco / Matt black 1906-31-1100-DXNE

● Bianco opaco / Matt white 1906-31-0100-DXNE




40W
Fino a / Up to
937lm (direct + indirect light)
2700K
Dimmable 0-10V
IP20



● Nero opaco / Matt black 1906-31-1100-DXWE

● Bianco opaco / Matt white 1906-31-0100-DXWE

1906-91
MEDIUM ROUND PANEL



Ø500 mm

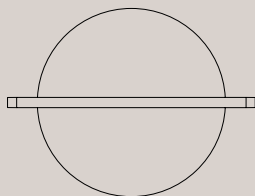
Finiture
Finishes

Codice
Code

	Legno frassino ingrigito / Greying ash wood	1906-91-L700
	Legno frassino sbiancato / Bleached ash wood	1906-91-L600
	MDF laccato opaco blu scuro / Matt laquered MDF Dark blue / RAL 5011	1906-91-4100
	MDF laccato azzurro / Matt laquered MDF Light blue / RAL 5024	1906-91-3600
	MDF laccato tortora / Matt laquered MDF Tortora / RAL 7006	1906-91-3500
	MDF laccato grigio / Matt laquered MDF Grey / RAL 7035	1906-91-3300
	MDF laccato giallo / Matt laquered MDF Yellow / RAL 1003	1906-91-3100
	MDF laccato rosso / Matt laquered MDF Red / RAL 3031	1906-91-1300

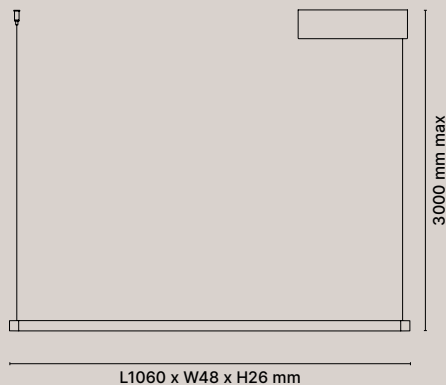
COMPOSIZIONE / COMPOSITION

1906-31 + 1906-91



HANG OUT, Brogliato Traverso

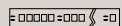
1906-20
SINGLE SUSPENSION



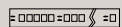
L1060 x W48 x H26 mm

Peso / Weight: 8,0 kg

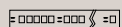
Dettagli
Details



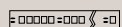
60W
Fino a / Up to
1561lm (direct + indirect light)
3000K
Dimmable DALI
Cavo / Wire RAL 9005
IP20



60W
Fino a / Up to
1561lm (direct + indirect light)
2700K
Dimmable DALI
Cavo / Wire RAL 9005
IP20



60W
Fino a / Up to
1561lm (direct + indirect light)
3000K
Dimmable 0-10V
Cavo / Wire RAL 9005
IP20



60W
Fino a / Up to
1561lm (direct + indirect light)
2700K
Dimmable 0-10V
Cavo / Wire RAL 9005
IP20



Struttura metallo
Metal structure

● Nero opaco / Matt black

● Bianco opaco / Matt white

Codice
Code

1906-20-1100-P3NE

1906-20-0100-P3NE

● Nero opaco / Matt black

● Bianco opaco / Matt white

1906-20-1100-P3WE

1906-20-0100-P3WE

● Nero opaco / Matt black

● Bianco opaco / Matt white

1906-20-1100-D3NE

1906-20-0100-D3NE

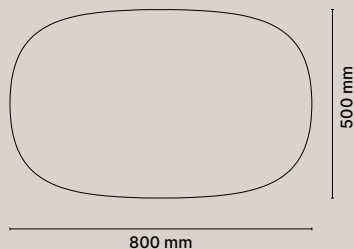
● Nero opaco / Matt black

● Bianco opaco / Matt white

1906-20-1100-D3WE

1906-20-0100-D3WE

1906-93
LARGE OVAL HORIZONTAL PANEL



800 mm

500 mm

Finiture
Finishes

● Legno frassino ingrigitto /
Greying ash wood

● Legno frassino sbiancato /
Bleached ash wood

● MDF laccato opaco blu scuro /
Matt laquered MDF Dark blue / RAL 5011

● MDF laccato azzurro /
Matt laquered MDF Light blue / RAL 5024

● MDF laccato tortora /
Matt laquered MDF Tortora / RAL 7006

● MDF laccato grigio /
Matt laquered MDF Grey / RAL 7035

● MDF laccato giallo /
Matt laquered MDF Yellow / RAL 1003

● MDF laccato rosso /
Matt laquered MDF Red / RAL 3031

Codice
Code

1906-93-L700

1906-93-L600

1906-93-4100

1906-93-3600

1906-93-3500

1906-93-3300


1906-93-3100

1906-93-1300

1906-90
LARGE ROUND PANEL

Finiture
Finishes

Codice
Code

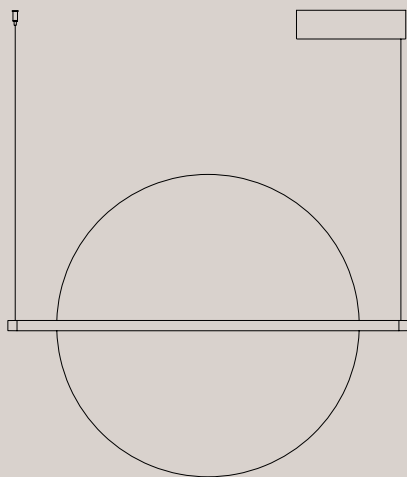


Ø800 mm

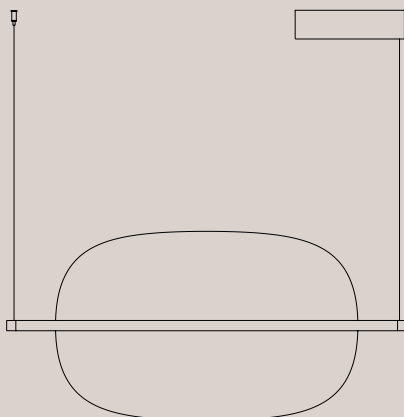
●	Legno frassino ingrigito / Greying ash wood	1906-90-L700
●	Legno frassino sbiancato / Bleached ash wood	1906-90-L600
●	Tessuto acustico blu scuro / Acoustic fabric Dark blue	1906-90-H900
●	Tessuto acustico azzurro / Acoustic fabric Light blue	1906-90-H600
●	Tessuto acustico tortora / Acoustic fabric Tortora	1906-90-H500
●	Tessuto acustico grigio chiaro / Acoustic fabric Light grey	1906-90-H300
●	Tessuto acustico giallo / Acoustic fabric Yellow	1906-90-H000
●	Tessuto acustico rosso / Acoustic fabric Red	1906-90-H200
●	MDF laccato opaco blu scuro / Matt laquered MDF Dark blue / RAL 5011	1906-90-4100
●	MDF laccato azzurro / Matt laquered MDF Light blue / RAL 5024	1906-90-3600
●	MDF laccato tortora / Matt laquered MDF Tortora / RAL 7006	1906-90-3500
●	MDF laccato grigio / Matt laquered MDF Grey / RAL 7035	1906-90-3300
●	MDF laccato giallo / Matt laquered MDF Yellow / RAL 1003	1906-90-3100
●	MDF laccato rosso / Matt laquered MDF Red / RAL 3031	1906-90-1300

COMPOSIZIONI / COMPOSITIONS

1906-20 + 1906-90

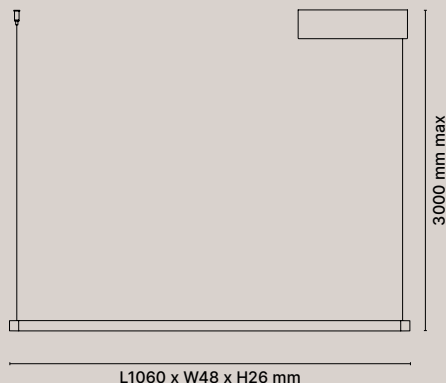


1906-20 + 1906-93



HANG OUT, Brogliato Traverso

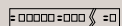
1906-21
DOUBLE SUSPENSION



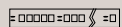
L1060 x W48 x H26 mm

Peso / Weight: 5,5 kg

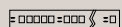
Dettagli
Details



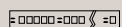
60W
Fino a / Up to
1561lm (direct + indirect light)
3000K
Dimmable DALI
Cavo / Wire RAL 9005
IP20



60W
Fino a / Up to
1561lm (direct + indirect light)
2700K
Dimmable DALI
Cavo / Wire RAL 9005
IP20



60W
Fino a / Up to
1561lm (direct + indirect light)
3000K
Dimmable 0-10V
Cavo / Wire RAL 9005
IP20



60W
Fino a / Up to
1561lm (direct + indirect light)
2700K
Dimmable 0-10V
Cavo / Wire RAL 9005
IP20



Struttura metallo
Metal structure

Codice
Code

● Nero opaco / Matt black 1906-21-1100-P3NE

● Bianco opaco / Matt white 1906-21-0100-P3NE

● Nero opaco / Matt black 1906-21-1100-P3WE

● Bianco opaco / Matt white 1906-21-0100-P3WE


● Nero opaco / Matt black 1906-21-1100-D3NE

● Bianco opaco / Matt white 1906-21-0100-D3NE

● Nero opaco / Matt black 1906-21-1100-D3WE

● Bianco opaco / Matt white 1906-21-0100-D3WE

1906-91
MEDIUM ROUND PANEL




Ø500 mm

Finiture
Finishes

Codice
Code

- Legno frassino ingrigo / Greying ash wood 1906-91-L700
- Legno frassino sbiancato / Bleached ash wood 1906-91-L600
- MDF laccato opaco blu scuro / Matt laquered MDF Dark blue / RAL 5011 1906-91-4100
- MDF laccato azzurro / Matt laquered MDF Light blue / RAL 5024 1906-91-3600
- MDF laccato tortora / Matt laquered MDF Tortora / RAL 7006 1906-91-3500
- MDF laccato grigio / Matt laquered MDF Grey / RAL 7035 1906-91-3300
- MDF laccato giallo / Matt laquered MDF Yellow / RAL 1003 1906-91-3100
- MDF laccato rosso / Matt laquered MDF Red / RAL 3031 1906-91-1300

1906-92
SMALL ROUND PANEL



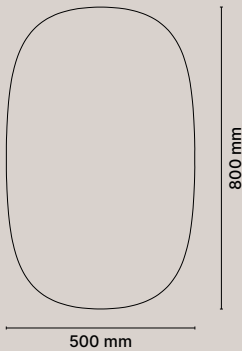
Ø360 mm

Finiture
Finishes

Codice
Code

●	Legno frassino ingrigito / Greying ash wood	1906-92-L700
●	Legno frassino sbiancato / Bleached ash wood	1906-92-L600
●	MDF laccato opaco blu scuro / Matt laquered MDF Dark blue / RAL 5011	1906-92-4100
●	MDF laccato azzurro / Matt laquered MDF Light blue / RAL 5024	1906-92-3600
●	MDF laccato tortora / Matt laquered MDF Tortora / RAL 7006	1906-92-3500
●	MDF laccato grigio / Matt laquered MDF Grey / RAL 7035	1906-92-3300
●	MDF laccato giallo / Matt laquered MDF Yellow / RAL 1003	1906-92-3100
●	MDF laccato rosso / Matt laquered MDF Red / RAL 3031	1906-92-1300

1906-95
LARGE OVAL VERTICAL PANEL



500 mm

800 mm

Finiture
Finishes

Codice
Code

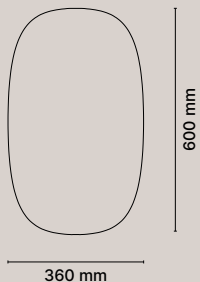
●	Legno frassino ingrigito / Greying ash wood	1906-95-L700
●	Legno frassino sbiancato / Bleached ash wood	1906-95-L600
●	Tessuto acustico blu scuro / Acoustic fabric Dark blue	1906-95-H900
●	Tessuto acustico azzurro / Acoustic fabric Light blue	1906-95-H600
●	Tessuto acustico tortora / Acoustic fabric Tortora	1906-95-H500
●	Tessuto acustico grigio chiaro / Acoustic fabric Light grey	1906-95-H300
●	Tessuto acustico giallo / Acoustic fabric Yellow	1906-95-H000
●	Tessuto acustico rosso / Acoustic fabric Red	1906-95-H200
●	MDF laccato opaco blu scuro / Matt laquered MDF Dark blue / RAL 5011	1906-95-4100
●	MDF laccato azzurro / Matt laquered MDF Light blue / RAL 5024	1906-95-3600
●	MDF laccato tortora / Matt laquered MDF Tortora / RAL 7006	1906-95-3500
●	MDF laccato grigio / Matt laquered MDF Grey / RAL 7035	1906-95-3300
●	MDF laccato giallo / Matt laquered MDF Yellow / RAL 1003	1906-95-3100
●	MDF laccato rosso / Matt laquered MDF Red / RAL 3031	1906-95-1300

HANG OUT, Brogliato Traverso

1906-94
SMALL OVAL VERTICAL PANEL

Finiture
Finishes

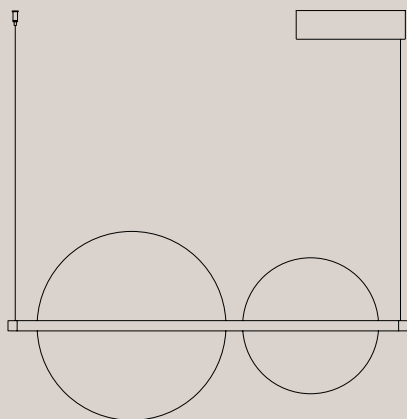
Codice
Code



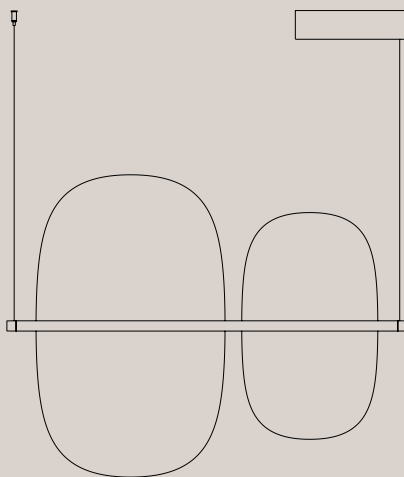
	Legno frassino ingrigo / Greying ash wood	1906-94-L700
	Legno frassino sbiancato / Bleached ash wood	1906-94-L600
	MDF laccato opaco blu scuro / Matt laquered MDF Dark blue / RAL 5011	1906-94-4100
	MDF laccato azzurro / Matt laquered MDF Light blue / RAL 5024	1906-94-3600
	MDF laccato tortora / Matt laquered MDF Tortora / RAL 7006	1906-94-3500
	MDF laccato grigio / Matt laquered MDF Grey / RAL 7035	1906-94-3300
	MDF laccato giallo / Matt laquered MDF Yellow / RAL 1003	1906-94-3100
	MDF laccato rosso / Matt laquered MDF Red / RAL 3031	1906-94-1300

COMPOSIZIONI / COMPOSITIONS

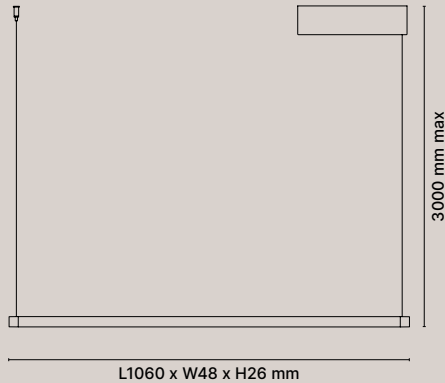
1906-21 + 1906-91 + 1906-92



1906-21 + 1906-95 + 1906-94



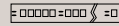
1906-22
NAKED SUSPENSION




L1060 x W48 x H26 mm

Peso / Weight: 2,2 kg

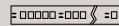
Dettagli
Details



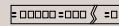
60W
Fino a / Up to
1864lm (direct + indirect light)
3000K
Dimmable DALI
Cavo / Wire RAL 9005
IP20



60W
Fino a / Up to
1864lm (direct + indirect light)
2700K
Dimmable DALI
Cavo / Wire RAL 9005
IP20



60W
Fino a / Up to
1864lm (direct + indirect light)
3000K
Dimmable 0-10V
Cavo / Wire RAL 9005
IP20



60W
Fino a / Up to
1864lm (direct + indirect light)
2700K
Dimmable 0-10V
Cavo / Wire RAL 9005
IP20



Struttura metallo
Metal tructure



Nero opaco / Matt black



Bianco opaco / Matt white

Codice
Code

1906-22-1100-P3NE

1906-22-0100-P3NE

1906-22-1100-P3WE

1906-22-0100-P3WE

1906-22-1100-D3NE

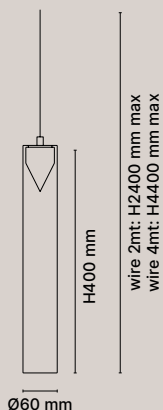
1906-22-0100-D3NE

1906-22-1100-D3WE

1906-22-0100-D3WE

ICONICA, Sara Moroni

2501-20 TALL SUSPENSION



Peso / Weight: 0,67 kg

Dettagli Details



7W - 600lm
3000K
Cavo / Wire RAL 9005
IP20



Diffusore vetro Glass shade



Bronzo specchiato / Mirroring bronze



Cromo specchiato / Mirroring chrome



Oro specchiato / Mirroring gold

Cavo Wire

4 mt

2 mt

4 mt

2 mt

4 mt

2 mt

Codice Code

2501-20-0021-N4NE

2501-20-0021-N2NE

2501-20-0024-N4NE

2501-20-0024-N2NE

2501-20-0016-N4NE

2501-20-0016-N2NE



7W - 600lm
2700K
Cavo / Wire RAL 9005
IP20



Bronzo specchiato / Mirroring bronze



Cromo specchiato / Mirroring chrome



Oro specchiato / Mirroring gold

4 mt

2 mt

4 mt

2 mt

4 mt

2 mt

2501-20-0021-N4WE

2501-20-0021-N2WE

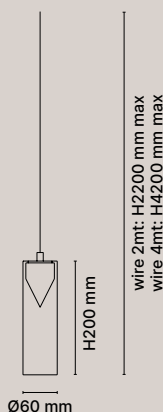
2501-20-0024-N4WE

2501-20-0024-N2WE

2501-20-0016-N4WE

2501-20-0016-N2WE

2501-21 SHORT SUSPENSION



Peso / Weight: 0,4 kg

Dettagli Details



7W - 600lm
3000K
Cavo / Wire RAL 9005
IP20



Diffusore vetro Glass shade



Bronzo specchiato / Mirroring bronze



Cromo specchiato / Mirroring chrome



Oro specchiato / Mirroring gold

Cavo Wire

4 mt

2 mt

4 mt

2 mt

4 mt

2 mt

Codice Code

2501-21-0021-N4NE

2501-21-0021-N2NE

2501-21-0024-N4NE

2501-21-0024-N2NE

2501-21-0016-N4NE

2501-21-0016-N2NE



7W - 600lm
2700K
Cavo / Wire RAL 9005
IP20



Bronzo specchiato / Mirroring bronze



Cromo specchiato / Mirroring chrome



Oro specchiato / Mirroring gold

4 mt

2 mt

4 mt

2 mt

4 mt

2 mt

2501-21-0021-N4WE

2501-21-0021-N2WE


2501-21-0024-N4WE

2501-21-0024-N2WE

2501-21-0016-N4WE

2501-21-0016-N2WE

2501-90
CANOPY TYPE H

 H35 mm


Ø113 mm

Peso / Weight: 1 kg

Dettagli
Details

On-off




Dimmable 0-10V





Dimmable DALI



Struttura metallo
Metal structure

 Titanio opaco / Matt titanium

 Bianco opaco / Matt white


 Nero opaco / Matt black


Codice
Code


2501-90-1800-NXLE

2501-90-0100-NXLE

2501-90-1100-NXLE

 Titanio opaco / Matt titanium


 Bianco opaco / Matt white


 Nero opaco / Matt black


2501-90-1800-DXLE

2501-90-0100-DXLE

2501-90-1100-DXLE

 Titanio opaco / Matt titanium

 Bianco opaco / Matt white

 Nero opaco / Matt black

2501-90-1800-PXLE

2501-90-0100-PXLE

2501-90-1100-PXLE

2501-91
CANOPY TYPE H RECESSED


Ø65 mm


Peso / Weight: 0,5 kg

Dettagli
Details

Driver remoto non
incluso / Remote driver
not included



Struttura metallo
Metal structure

 Bianco opaco / Matt white

Codice
Code

2501-91-0100-NXLE

Accessori
Accessories

Driver 24V - Dimmable 0-10V
Suitable for / Adatto per:
• 1/3 Pendants / Pendenti

Driver 24V - Dimmable 0-10V
Suitable for / Adatto per:
• 4/8 Pendants / Pendenti

Driver 24V - Dimmable 0-10V
Suitable for / Adatto per:
• 9/12 Pendants / Pendenti

Codice
Code

RIC.000097

RIC.000098

RIC.000099

JE SUIS, Carlo Colombo

1502-10
FLOOR

Dettagli
Details

Diffusore vetro
Glass shade


Struttura
Structure


Codice
Code





17,5W - 3000K
Dimmer on cable
Cavo / Wire RAL 9005
IP20



 Bianco-argento /
White-silver

 Legno rovere naturale /
Natural oak wood

 Legno rovere antracite /
Anthracite oak wood

 Marmo bianco di Carrara /
White Carrara marble

1502-10-L271-DXNE

1502-10-L571-DXNE

1502-10-M171-DXNE

(wood) Peso / Weight: 33,0 kg
(marble) Peso / Weight: 137,0 kg

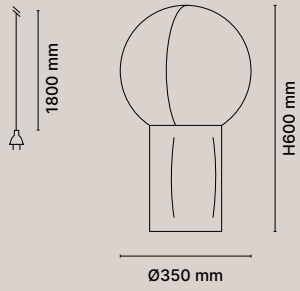
1502-03
TABLE

Dettagli
Details

Diffusore vetro
Glass shade


Struttura
Structure




Codice
Code



17,5W - 3000K
Dimmer on cable
Cavo / Wire RAL 9005
IP20



 Bianco-argento /
White-silver

-  Legno rovere naturale /
Natural oak wood
-  Legno rovere antracite /
Anthracite oak wood
-  Marmo bianco di Carrara /
White Carrara marble

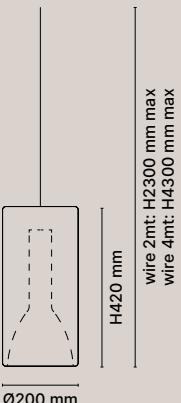








1502-03-L271-DXNE

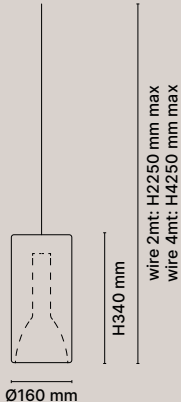








1502-03-L571-DXNE

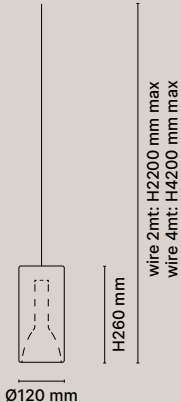








1502-03-M171-DXNE

(wood) Peso / Weight: 8,0 kg
(marble) Peso / Weight: 20,0 kg


LIT, Umberto Asnago

1912-23 LARGE	Dettagli Details	Diffusore vetro Glass shade	Cavo Wire	Codice Code
 <p>Ø200 mm</p> <p>H420 mm</p> <p>wire 2mt: H2300 mm max wire 4mt: H4300 mm max</p> <p>Peso / Weight: 3,0 kg</p>	 <p>1x 13W E27 LED Cavo / Wire RAL 7013 IP20</p> <p>CE </p>	<ul style="list-style-type: none">  Arancione specchiato / Orange mirroring  Blu specchiato / Blue mirroring  Oro specchiato / Gold mirroring  Viola specchiato / Violet mirroring  Bronzo specchiato / Mirroring bronze  Nero specchiato / Mirroring black 	<ul style="list-style-type: none"> 4 mt 2 mt 4 mt 2 mt 4 mt 2 mt 4 mt 2 mt 4 mt 2 mt 	<ul style="list-style-type: none"> 1912-23-0012-N4BE 1912-23-0012-N2BE 1912-23-0014-N4BE 1912-23-0014-N2BE 1912-23-0016-N4BE 1912-23-0016-N2BE 1912-23-0019-N4BE 1912-23-0019-N2BE 1912-23-0021-N4BE 1912-23-0021-N2BE 1912-23-0015-N4BE 1912-23-0015-N2BE

1912-22 MEDIUM	Dettagli Details	Diffusore vetro Glass shade	Cavo Wire	Codice Code
 <p>Ø160 mm</p> <p>H340 mm</p> <p>wire 2mt: H2250 mm max wire 4mt: H4250 mm max</p> <p>Peso netto / Net weight: 19,2 kg</p>	 <p>1x 13W E27 LED Cavo / Wire RAL 7013 IP20</p> <p>CE </p>	<ul style="list-style-type: none">  Arancione specchiato / Orange mirroring  Blu specchiato / Blue mirroring  Oro specchiato / Gold mirroring  Viola specchiato / Violet mirroring  Bronzo specchiato / Mirroring bronze  Nero specchiato / Mirroring black 	<ul style="list-style-type: none"> 4 mt 2 mt 4 mt 2 mt 4 mt 2 mt 4 mt 2 mt 4 mt 2 mt 	<ul style="list-style-type: none"> 1912-22-0012-N4BE 1912-22-0012-N2BE 1912-22-0014-N4BE 1912-22-0014-N2BE 1912-22-0016-N4BE 1912-22-0016-N2BE 1912-22-0019-N4BE 1912-22-0019-N2BE 1912-22-0021-N4BE 1912-22-0021-N2BE 1912-22-0015-N4BE 1912-22-0015-N2BE

1912-21 SMALL	Dettagli Details	Diffusore vetro Glass shade	Cavo Wire	Codice Code
 <p>Ø120 mm</p> <p>H260 mm</p> <p>wire 2mt: H2200 mm max wire 4mt: H4200 mm max</p> <p>Peso / Weight: 1,5 kg</p>	 <p>1x 6W E14 LED Cavo / Wire RAL 7013 IP20</p> <p>CE </p>	<ul style="list-style-type: none">  Arancione specchiato / Orange mirroring  Blu specchiato / Blue mirroring  Oro specchiato / Gold mirroring  Viola specchiato / Violet mirroring  Bronzo specchiato / Mirroring bronze  Nero specchiato / Mirroring black 	<ul style="list-style-type: none"> 4 mt 2 mt 4 mt 2 mt 4 mt 2 mt 4 mt 2 mt 4 mt 2 mt 	<ul style="list-style-type: none"> 1912-21-0012-N4BE 1912-21-0012-N2BE 1912-21-0014-N4BE 1912-21-0014-N2BE 1912-21-0016-N4BE 1912-21-0016-N2BE 1912-21-0019-N4BE 1912-21-0019-N2BE 1912-21-0021-N4BE 1912-21-0021-N2BE 1912-21-0015-N4BE 1912-21-0015-N2BE

0811-92
CANOPY TYPE A

 H35 mm


Ø113 mm

Peso / Weight: 1 kg

Dettagli
Details




On-off



Dimmable DALI



Struttura metallo
Metal structure

-  Titanio opaco / Matt titanium
-  Bianco opaco / Matt white
-  Nero opaco / Matt black

Codice
Code

- 0811-92-1800-NXBE
- 0811-92-0100-NXBE
- 0811-92-1100-NXBE

0811-93
CANOPY TYPE A RECESSED



Ø65 mm

Peso / Weight: 0,5 kg

Dettagli
Details



Struttura metallo
Metal structure

-  Bianco opaco / Matt white

Codice
Code

- 0811-93-0100-NXBE

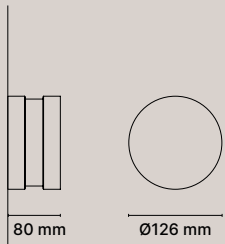
LUDO, Colzani & Novati

1901-30
WALL

Dettagli
Details

Struttura metallo
Metal structure

Codice
Code




Peso / Weight: 1,0 kg




5W - 289lm
3000K
Dimmable phase cut
Cavo / Wire RAL 9005
IP20




 Bianco opaco / Matt white

1901-30-0100-DXNE

 Oro opaco / Matt gold

1901-30-0600-DXNE

 Nero opaco / Matt black

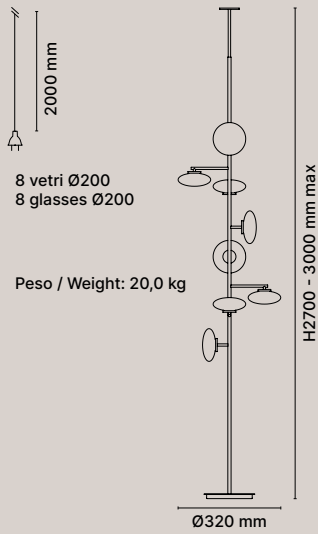
1901-30-1100-DXNE

 Grigio / Grey

1901-30-4400-DXNE

MAMÌ, Umberto Asnago

1307-12 LARGE FLOOR-CEILING



Dettagli Details



53W - 5096lm
3000K
Dimmer on cable
Cavo / Wire RAL 9005
IP20



Vetro Glass

● Bianco acidato /
Acid-etched white

Struttura metallo Metal structure

● Nero opaco / Matt black

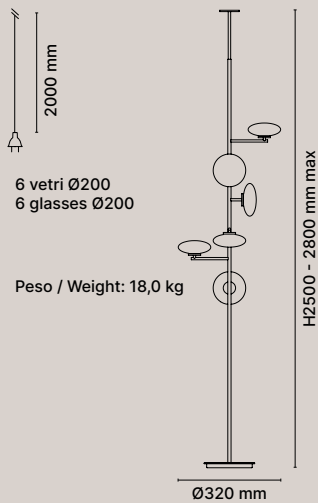
● Bronzo spazzolato /
Brushed bronze

Codice Code

1307-12-1103-DXNE

1307-12-1703-DXNE

1307-11 SMALL FLOOR-CEILING



Dettagli Details



40W - 3822lm
3000K
Dimmer on cable
Cavo / Wire RAL 9005
IP20



Vetro Glass

● Bianco acidato /
Acid-etched white

Struttura metallo Metal structure

● Nero opaco / Matt black

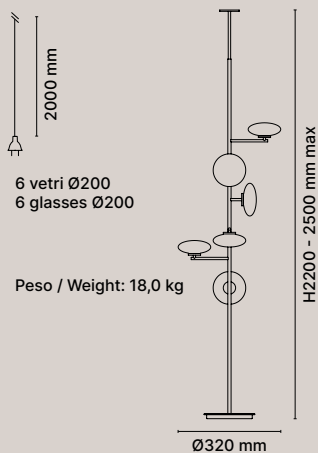
● Bronzo spazzolato /
Brushed bronze

Codice Code

1307-11-1103-DXNE

1307-11-1703-DXNE

1307-13 EXTRA SMALL FLOOR-CEILING



Dettagli Details



40W - 3822lm
3000K
Dimmer on cable
Cavo / Wire RAL 9005
IP20



Vetro Glass

● Bianco acidato /
Acid-etched white

Struttura metallo Metal structure

● Nero opaco / Matt black

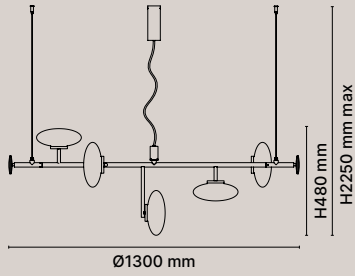
● Bronzo spazzolato /
Brushed bronze

Codice Code

1307-13-1103-DXNE

1307-13-1703-DXNE

1307-20
HORIZONTAL SUSPENSION



5 vetri Ø200
5 glasses Ø200

Peso / Weight: 19,5 kg

Dettagli
Details



33W - 3189lm
3000K
Dimmable 0-10V
Cavo / Wire RAL 7013
IP20



33W - 3189lm
2700K
Dimmable 0-10V
Cavo / Wire RAL 7013
IP20



Vetro
Glass

● Bianco acidato /
Acid-etched white

● Bianco acidato /
Acid-etched white

Struttura metallo
Metal structure

● Nero opaco / Matt black
● Bronzo spazzolato /
Brushed bronze

● Nero opaco / Matt black
● Bronzo spazzolato /
Brushed bronze

Codice
Code

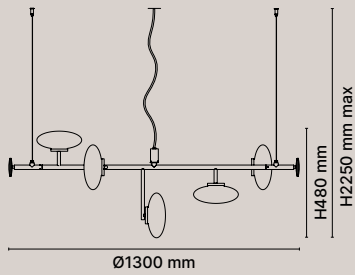
1307-20-1103-D2NE

1307-20-1703-D2NE

1307-20-1103-D2WE

1307-20-1703-D2WE

1307-50
HORIZONTAL SUSPENSION
RECESSED CANOPY



5 vetri Ø200
5 glasses Ø200

Peso / Weight: 19,5 kg

Dettagli
Details



5x6W - 3189lm
3000K
Driver remoto non
incluso / Remote
driver not included
Cavo / Wire RAL 7013
IP20



5x6W - 3189lm
2700K
Driver remoto non
incluso / Remote
driver not included
Cavo / Wire RAL 7013
IP20



Vetro
Glass

● Bianco acidato /
Acid-etched white

● Bianco acidato /
Acid-etched white

Struttura metallo
Metal structure

● Nero opaco / Matt black
● Bronzo spazzolato /
Brushed bronze

● Nero opaco / Matt black
● Bronzo spazzolato /
Brushed bronze

Codice
Code

1307-50-1103-N2NE

1307-50-1703-N2NE

1307-50-1103-N2WE

1307-50-1703-N2WE

Accessori
Accessories

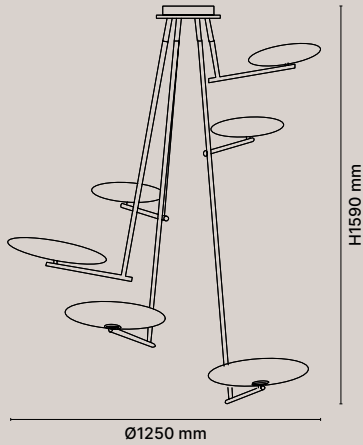
Driver 24V - Dimmable 0-10V

Codice
Code

RIC.000012

MAMÌ, Umberto Asnago

1307-24 MAXI SUSPENSION



3 vetri Ø400 - 3 vetri Ø300
3 glasses Ø400 - 3 glasses Ø300

Peso / Weight: 31,4 kg

Dettagli Details



6×10W - 4768lm
3000K
Dimmable phase cut
IP20



Vetro Glass



Bianco acidato /
Acid-etched white

Struttura metallo Metal structure



Nero opaco / Matt black



Bronzo spazzolato /
Brushed bronze

Codice Code

1307-24-1103-DXNE

1307-24-1703-DXNE



6×10W - 4386lm
2700K
Dimmable phase cut
IP20



Bianco acidato /
Acid-etched white



Nero opaco / Matt black

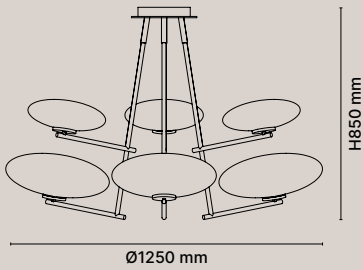


Bronzo spazzolato /
Brushed bronze

1307-24-1103-DXWE

1307-24-1703-DXWE

1307-23 LARGE SUSPENSION



3 vetri Ø400 - 3 vetri Ø300
3 glasses Ø400 - 3 glasses Ø300

Peso / Weight: 31,4 kg

Dettagli Details



6×10W - 4768lm
3000K
Dimmable phase cut
IP20



Vetro Glass



Bianco acidato /
Acid-etched white

Struttura metallo Metal structure



Nero opaco / Matt black



Bronzo spazzolato /
Brushed bronze

Codice Code

1307-23-1103-DXNE

1307-23-1703-DXNE



6×10W - 4386lm
2700K
Dimmable phase cut
IP20



Bianco acidato /
Acid-etched white



Nero opaco / Matt black

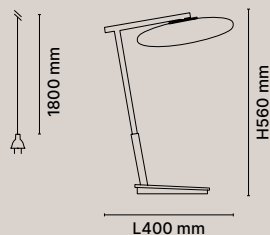


Bronzo spazzolato /
Brushed bronze

1307-23-1103-DXWE

1307-23-1703-DXWE

1307-04
TABLE



vetro Ø300
glass Ø300

Peso / Weight: 16,5 kg

Dettagli
Details



7W - 367lm
3000K
Dimmer on cable
Cavo / Wire RAL 9005
IP20



Vetro
Glass

● Bianco acidato /
Acid-etched white

Struttura metallo
Metal structure

● Nero opaco / Matt black

● Bronzo spazzolato /
Brushed bronze

Codice
Code

1307-04-1103-DXNE

1307-04-1703-DXNE



7W - 367lm
2700K
Dimmer on cable
Cavo / Wire RAL 9005
IP20



● Bianco acidato /
Acid-etched white

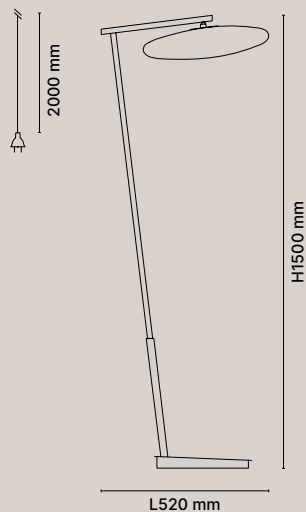
● Nero opaco / Matt black

● Bronzo spazzolato /
Brushed bronze

1307-04-1103-DXWE

1307-04-1703-DXWE

1307-14
FLOOR



vetro Ø400
glass Ø400

Peso / Weight: 19,5 kg

Dettagli
Details



13W - 1236lm
3000K
Dimmer on cable
Cavo / Wire RAL 9005
IP20



Vetro
Glass

● Bianco acidato /
Acid-etched white

Struttura metallo
Metal structure

● Nero opaco / Matt black

● Bronzo spazzolato /
Brushed bronze

Codice
Code

1307-14-1103-DXNE

1307-14-1703-DXNE



13W - 1236lm
2700K
Dimmer on cable
Cavo / Wire RAL 9005
IP20



● Bianco acidato /
Acid-etched white

● Nero opaco / Matt black

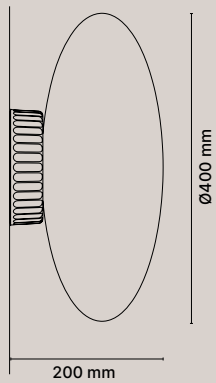
● Bronzo spazzolato /
Brushed bronze

1307-14-1103-DXWE

1307-14-1703-DXWE

MAMÌ, Umberto Asnago

1307-46 LARGE WALL - CEILING



Peso / Weight: 4,5 kg

Dettagli Details

17,5W - 1220lm
3000K
Dimmable 0-10V
/ Push
IP44



Vetro Glass

● Bianco acidato /
Acid-etched white

Struttura metallo Metal structure

● Bianco alluminio opaco /
Matt white aluminium

Codice Code

1307-46-5103-DXNE

17,5W - 1183lm
2700K
Dimmable 0-10V
/ Push
IP44

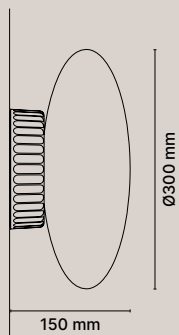


● Bianco acidato /
Acid-etched white

● Bianco alluminio opaco /
Matt white aluminium

1307-46-5103-DXWE

1307-45 MEDIUM WALL - CEILING



Peso / Weight: 3,0 kg

Dettagli Details

17,5W - 1197lm
3000K
Dimmable 0-10V
/ Push
IP44



Vetro Glass

● Bianco acidato /
Acid-etched white

Struttura metallo Metal structure

● Bianco alluminio opaco /
Matt white aluminium

Codice Code

1307-45-5103-DXNE

17,5W - 1161lm
2700K
Dimmable 0-10V
/ Push
IP44

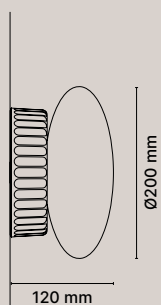


● Bianco acidato /
Acid-etched white

● Bianco alluminio opaco /
Matt white aluminium

1307-45-5103-DXWE

1307-44 SMALL WALL - CEILING



Peso / Weight: 2,5 kg

Dettagli Details

17,5W - 1181lm
3000K
Dimmable 0-10V
/ Push
IP44



Vetro Glass

● Bianco acidato /
Acid-etched white

Struttura metallo Metal structure

● Bianco alluminio opaco /
Matt white aluminium

Codice Code

1307-44-5103-DXNE

17,5W - 1145lm
2700K
Dimmable 0-10V
/ Push
IP44

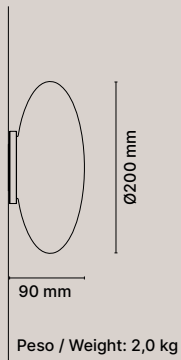


● Bianco acidato /
Acid-etched white

● Bianco alluminio opaco /
Matt white aluminium

1307-44-5103-DXWE

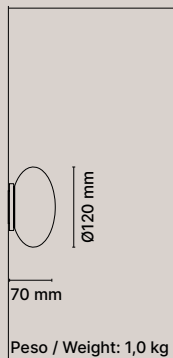
1307-44
SMALL WALL - CEILING



Dettagli Details	Vetro Glass	Struttura metallo Metal structure	Codice Code
12W - 1059lm 3000K Driver remoto non incluso / Remote driver not included IP44 CE III LED	Bianco acidato / Acid-etched white	Bianco opaco / Matt white	1307-44-0103-NXNE
12W - 1027lm 2700K Driver remoto non incluso / Remote driver not included IP44 CE III LED	Bianco acidato / Acid-etched white	Bianco opaco / Matt white	1307-44-0103-NXWE

Accessori Accessories	Codice Code
Driver 24V - Dimmable 0-10V Suitable for / Adatto per: • 1/3 Mami Small 12W • 1/8 Mami Mini 4.5W	RIC.000067
Driver 24V - Dimmable 0-10V Suitable for / Adatto per: • 4/5 Mami Small 12W • 9/13 Mami Mini 4.5W	RIC.000068
Driver 24V - Dimmable 0-10V Suitable for / Adatto per: • 6/7 Mami Small 12W • 12/20 Mami Mini 4.5W	RIC.000069

1307-40
MINI WALL - CEILING

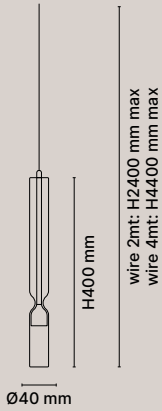


Dettagli Details	Vetro Glass	Struttura metallo Metal structure	Codice Code
4,5W - 254lm 3000K Driver remoto non incluso / Remote driver not included IP44 CE III LED	Bianco acidato / Acid-etched white	Bianco opaco / Matt white	1307-40-0103-NXNE
4,5W - 246lm 2700K Driver remoto non incluso / Remote driver not included IP44 CE III LED	Bianco acidato / Acid-etched white	Bianco opaco / Matt white	1307-40-0103-NXWE

Accessori Accessories	Codice Code
Driver 24V - Dimmable 0-10V Suitable for / Adatto per: • 1/3 Mami Small 12W • 1/8 Mami Mini 4.5W	RIC.000067
Driver 24V - Dimmable 0-10V Suitable for / Adatto per: • 4/5 Mami Small 12W • 9/13 Mami Mini 4.5W	RIC.000068
Driver 24V - Dimmable 0-10V Suitable for / Adatto per: • 6/7 Mami Small 12W • 12/20 Mami Mini 4.5W	RIC.000069

MISTY, Bartoli Design & Andrea Citterio

2504-20 MINI SUSPENSION



Peso / Weight: 0,37 kg

Dettagli Details



4W - 170lm
3000K
Cavo / Wire RAL 9005
IP20



4W - 170lm
2700K
Cavo / Wire RAL 9005
IP20



Struttura metallo Metal structure



Nero opaco /
Matt black



Nero opaco /
Matt black

Diffusore vetro Glass shade



Argento specchiato /
Mirroring silver



Oro specchiato /
Mirroring gold



Nero specchiato /
Mirroring black



Argento specchiato /
Mirroring silver



Oro specchiato /
Mirroring gold



Nero specchiato /
Mirroring black

Cavo Wire

4 mt

2 mt

4 mt

2 mt

4 mt

2 mt

4 mt

2 mt

4 mt

2 mt

4 mt

2 mt

Codice Code

2504-20-1113-N4NE

2504-20-1113-N2NE

2504-20-1116-N4NE

2504-20-1116-N2NE

2504-20-1115-N4NE

2504-20-1115-N2NE

2504-20-1113-N4WE

2504-20-1113-N2WE

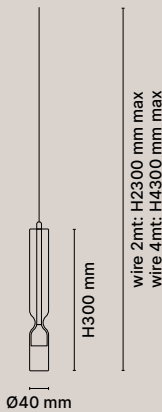
2504-20-1116-N4WE

2504-20-1116-N2WE

2504-20-1115-N4WE

2504-20-1115-N2WE

2504-22 MICRO SUSPENSION



Peso / Weight: 0,3 kg

Dettagli Details



4W - 170lm
3000K
Cavo / Wire RAL 9005
IP20



4W - 170lm
2700K
Cavo / Wire RAL 9005
IP20



Struttura metallo Metal structure



Nero opaco /
Matt black



Nero opaco /
Matt black

Diffusore vetro Glass shade



Argento specchiato /
Mirroring silver



Oro specchiato /
Mirroring gold



Nero specchiato /
Mirroring black



Argento specchiato /
Mirroring silver



Oro specchiato /
Mirroring gold



Nero specchiato /
Mirroring black

Cavo Wire

4 mt

2 mt

4 mt

2 mt

4 mt

2 mt

4 mt

2 mt

4 mt

2 mt

4 mt

2 mt

Codice Code

2504-22-1113-N4NE

2504-22-1113-N2NE

2504-22-1116-N4NE

2504-22-1116-N2NE

2504-22-1115-N4NE

2504-22-1115-N2NE

2504-22-1113-N4WE

2504-22-1113-N2WE


2504-22-1116-N4WE

2504-22-1116-N2WE

2504-22-1115-N4WE

2504-22-1115-N2WE

1704-90
CANOPY TYPE B


 H35 mm




Ø113 mm



Peso / Weight: 1 kg

Dettagli
Details




On-off
 




Dimmable 0-10V
 




Dimmable DALI
 




Dimmable phase cut
 

Struttura metallo
Metal structure

-  Oro opaco / Matt gold
-  Bianco opaco / Matt white
-  Nero opaco / Matt black

-  Oro opaco / Matt gold
-  Bianco opaco / Matt white
-  Nero opaco / Matt black

-  Oro opaco / Matt gold
-  Bianco opaco / Matt white
-  Nero opaco / Matt black

-  Oro opaco / Matt gold
-  Bianco opaco / Matt white
-  Nero opaco / Matt black

Codice
Code

1704-90-0600-NXLE
1704-90-0100-NXLE
1704-90-1100-NXLE

1704-90-0600-DXLE
1704-90-0100-DXLE
1704-90-1100-DXLE

1704-90-0600-PXLE
1704-90-0100-PXLE
1704-90-1100-PXLE



1704-90-0600-TXLE
1704-90-0100-TXLE
1704-90-1100-TXLE

1704-91
CANOPY TYPE B RECESSED



Ø65 mm

Peso / Weight: 0,5 kg

Dettagli
Details

Driver remoto non
incluso / Remote driver
not included
 

Struttura metallo
Metal structure

-  Bianco opaco / Matt white

Accessori
Accessories

Driver 24V - Dimmable 0-10V
Suitable for / Adatto per:
• 1/5 Pendants / Pendenti

Driver 24V - Dimmable 0-10V
Suitable for / Adatto per:
• 6/13 Pendants / Pendenti

Driver 24V - Dimmable 0-10V
Suitable for / Adatto per:
• 14/19 Pendants / Pendenti

Codice
Code

1704-91-0100-NXLE

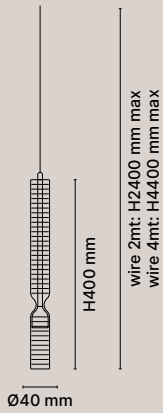
RIC.000007

RIC.000008

RIC.000009

MISTY Texture, Bartoli Design & Andrea Citterio

2504-25 MINI SUSPENSION



Peso / Weight: 0,37 kg

Dettagli Details



4W - 170lm
3000K
Cavo / Wire RAL 9005
IP20



Struttura metallo Metal structure



Nero opaco /
Matt black



Trasparente /
Transparent



Nero fumé /
Black fumé

Cavo Wire

4 mt
2 mt
4 mt
2 mt

Codice Code

2504-25-1101-N4NE
2504-25-1101-N2NE
2504-25-1163-N4NE
2504-25-1163-N2NE



4W - 170lm
2700K
Cavo / Wire RAL 9005
IP20



Nero opaco /
Matt black



Trasparente /
Transparent

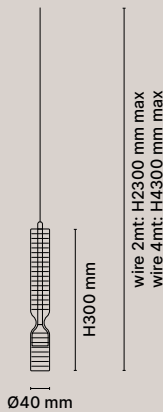


Nero fumé /
Black fumé

4 mt
2 mt
4 mt
2 mt

2504-25-1101-N4WE
2504-25-1101-N2WE
2504-25-1163-N4WE
2504-25-1163-N2WE

2504-24 MICRO SUSPENSION



Peso / Weight: 0,3 kg

Dettagli Details



4W - 170lm
3000K
Cavo / Wire RAL 9005
IP20



Struttura metallo Metal structure



Nero opaco /
Matt black



Trasparente /
Transparent



Nero fumé /
Black fumé

Cavo Wire

4 mt
2 mt
4 mt
2 mt

Codice Code

2504-24-1101-N4NE
2504-24-1101-N2NE
2504-24-1163-N4NE
2504-24-1163-N2NE



4W - 170lm
2700K
Cavo / Wire RAL 9005
IP20



Nero opaco /
Matt black



Trasparente /
Transparent




Nero fumé /
Black fumé

4 mt
2 mt
4 mt
2 mt

2504-24-1101-N4WE
2504-24-1101-N2WE
2504-24-1163-N4WE
2504-24-1163-N2WE

1704-90
CANOPY TYPE B

 H35 mm




Ø113 mm



Peso / Weight: 1 kg

Dettagli
Details




On-off
 




Dimmable 0-10V
 




Dimmable DALI
 




Dimmable phase cut
 

Struttura metallo
Metal structure

 Oro opaco / Matt gold
 Bianco opaco / Matt white
 Nero opaco / Matt black

 Oro opaco / Matt gold
 Bianco opaco / Matt white
 Nero opaco / Matt black

 Oro opaco / Matt gold
 Bianco opaco / Matt white
 Nero opaco / Matt black

 Oro opaco / Matt gold
 Bianco opaco / Matt white
 Nero opaco / Matt black

Codice
Code

1704-90-0600-NXLE
1704-90-0100-NXLE
1704-90-1100-NXLE

1704-90-0600-DXLE
1704-90-0100-DXLE
1704-90-1100-DXLE

1704-90-0600-PXLE
1704-90-0100-PXLE
1704-90-1100-PXLE



1704-90-0600-TXLE
1704-90-0100-TXLE
1704-90-1100-TXLE

1704-91
CANOPY TYPE B RECESSED



Ø65 mm

Peso / Weight: 0,5 kg

Dettagli
Details

Driver remoto non
incluso / Remote driver
not included
 

Struttura metallo
Metal structure

 Bianco opaco / Matt white

Accessori
Accessories

Driver 24V - Dimmable 0-10V
Suitable for / Adatto per:
• 1/5 Pendants / Pendenti

Driver 24V - Dimmable 0-10V
Suitable for / Adatto per:
• 6/13 Pendants / Pendenti

Driver 24V - Dimmable 0-10V
Suitable for / Adatto per:
• 14/19 Pendants / Pendenti

Codice
Code

1704-91-0100-NXLE

Codice
Code

RIC.000007

RIC.000008

RIC.000009

MoM, Umberto Asnago

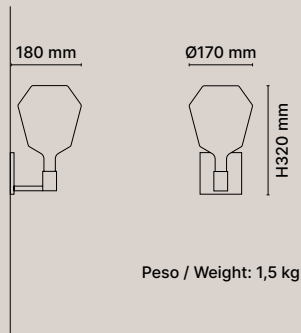
1602-34
FATTY WALL

Dettagli
Details

Metal structure

Glass shade

Codice
Code



1x 6W
E14 LED
IP20



● Nero opaco /
Matt black

● Bianco opaco / Matt white

1602-34-1131-NXBE

● Blu avio opaco / Matt blue avio

1602-34-1132-NXBE

● Nero opaco / Matt black

1602-34-1133-NXBE

● Rosa cipria opaco / Matt powder pink

1602-34-1134-NXBE

● Sabbia opaco / Matt sand

1602-34-1135-NXBE

● Verde salvia opaco / Matt sage green

1602-34-1136-NXBE

● Senape opaco / Matt mustard

1602-34-1137-NXBE



1x 6W
E14 LED
IP20



● Oro opaco /
Matt gold

● Bianco opaco / Matt white

1602-34-0631-NXBE

● Blu avio opaco / Matt blue avio

1602-34-0632-NXBE

● Nero opaco / Matt black

1602-34-0633-NXBE

● Rosa cipria opaco / Matt powder pink

1602-34-0634-NXBE

● Sabbia opaco / Matt sand

1602-34-0635-NXBE

● Verde salvia opaco / Matt sage green

1602-34-0636-NXBE

● Senape opaco / Matt mustard

1602-34-0637-NXBE

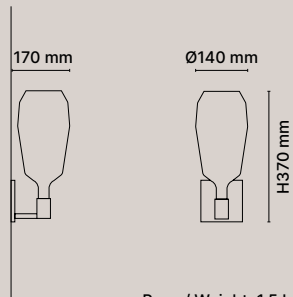
Accessori
Accessories

Codice
Code

Lampadina / Bulb LED E14 - 2700K

RIC.000087

1602-33
SLIM WALL



Peso / Weight: 1,5 kg

Dettagli
Details



1× 6W
E14 LED
IP20



1× 6W
E14 LED
IP20



Metal structure

● Nero opaco /
Matt black

● Oro opaco /
Matt gold

Glass shade

● Bianco opaco / Matt white

● Blu avio opaco / Matt blue avio

● Nero opaco / Matt black

● Rosa cipria opaco / Matt powder pink

● Sabbia opaco / Matt sand

● Verde salvia opaco / Matt sage green

● Senape opaco / Matt mustard

● Bianco opaco / Matt white

● Blu avio opaco / Matt blue avio

● Nero opaco / Matt black

● Rosa cipria opaco / Matt powder pink

● Sabbia opaco / Matt sand

● Verde salvia opaco / Matt sage green

● Senape opaco / Matt mustard

Codice
Code

1602-33-1131-NXBE

1602-33-1132-NXBE

1602-33-1133-NXBE

1602-33-1134-NXBE

1602-33-1135-NXBE

1602-33-1136-NXBE

1602-33-1137-NXBE

1602-33-0631-NXBE

1602-33-0632-NXBE

1602-33-0633-NXBE

1602-33-0634-NXBE

1602-33-0635-NXBE

1602-33-0636-NXBE

1602-33-0637-NXBE

Accessori
Accessories

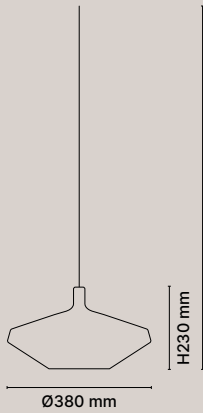
Lampadina / Bulb LED E14 - 2700K

Codice
Code

RIC.000087

MoM, Umberto Asnago

1602-21 LOW SUSPENSION



Peso / Weight: 1,8 kg

Dettagli Details



1x 13W
E27 LED
Cavo / Wire RAL 7013
IP20



Diffusore vetro Glass shade

	Bianco opaco / Matt white	4 mt
		2 mt
	Blu avio opaco / Matt blue avio	4 mt
		2 mt
	Nero opaco / Matt black	4 mt
		2 mt
	Rosa cipria opaco / Matt powder pink	4 mt
		2 mt
	Sabbia opaco / Matt sand	4 mt
		2 mt
	Verde salvia opaco / Matt sage green	4 mt
		2 mt
	Senape opaco / Matt mustard	4 mt
		2 mt

Cavo Wire

Codice Code

1602-21-0031-N4BE
1602-21-0031-N2BE
1602-21-0032-N4BE
1602-21-0032-N2BE
1602-21-0033-N4BE
1602-21-0033-N2BE
1602-21-0034-N4BE
1602-21-0034-N2BE
1602-21-0035-N4BE
1602-21-0035-N2BE
1602-21-0036-N4BE
1602-21-0036-N2BE
1602-21-0037-N4BE
1602-21-0037-N2BE

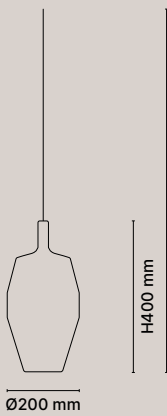
Accessori Accessories

Lampadina / Bulb LED E27 - 2700K

Codice Code

RIC.000088

1602-22 TALL SUSPENSION



Peso / Weight: 1,8 kg

Dettagli Details



1x 13W
E27 LED
Cavo / Wire RAL 7013
IP20



Diffusore vetro Glass shade

	Bianco opaco / Matt white	4 mt
		2 mt
	Blu avio opaco / Matt blue avio	4 mt
		2 mt
	Nero opaco / Matt black	4 mt
		2 mt
	Rosa cipria opaco / Matt powder pink	4 mt
		2 mt
	Sabbia opaco / Matt sand	4 mt
		2 mt
	Verde salvia opaco / Matt sage green	4 mt
		2 mt
	Senape opaco / Matt mustard	4 mt
		2 mt

Cavo Wire

Codice Code

1602-22-0031-N4BE
1602-22-0031-N2BE
1602-22-0032-N4BE
1602-22-0032-N2BE
1602-22-0033-N4BE
1602-22-0033-N2BE
1602-22-0034-N4BE
1602-22-0034-N2BE
1602-22-0035-N4BE
1602-22-0035-N2BE
1602-22-0036-N4BE
1602-22-0036-N2BE
1602-22-0037-N4BE
1602-22-0037-N2BE

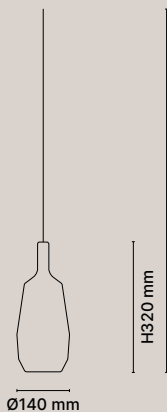
Accessori Accessories

Lampadina / Bulb LED E27 - 2700K

Codice Code

RIC.000088

1602-23 SLIM SUSPENSION



Peso / Weight: 1,0 kg

Dettagli Details



1x 13W
E27 LED
Cavo / Wire RAL 7013
IP20



Diffusore vetro Glass shade

	Bianco opaco / Matt white	4 mt
		2 mt
	Blu avio opaco / Matt blue avio	4 mt
		2 mt
	Nero opaco / Matt black	4 mt
		2 mt
	Rosa cipria opaco / Matt powder pink	4 mt
		2 mt
	Sabbia opaco / Matt sand	4 mt
		2 mt
	Verde salvia opaco / Matt sage green	4 mt
		2 mt
	Senape opaco / Matt mustard	4 mt
		2 mt

Cavo Wire

Codice Code

1602-23-0031-N4BE
1602-23-0031-N2BE
1602-23-0032-N4BE
1602-23-0032-N2BE
1602-23-0033-N4BE
1602-23-0033-N2BE
1602-23-0034-N4BE
1602-23-0034-N2BE
1602-23-0035-N4BE
1602-23-0035-N2BE
1602-23-0036-N4BE
1602-23-0036-N2BE
1602-23-0037-N4BE
1602-23-0037-N2BE

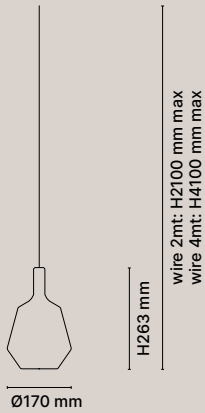
Accessori Accessories

Lampadina / Bulb LED E27 - 2700K

Codice Code

RIC.000088

1602-24
FATTY SUSPENSION



Peso / Weight: 0,8 kg

Dettagli
Details



1× 6W
E14 LED
Cavo / Wire RAL 7013
IP20



Diffusore vetro
Glass shade

- Bianco opaco / Matt white
- Blu avio opaco / Matt blue avio
- Nero opaco / Matt black
- Rosa cipria opaco / Matt powder pink
- Sabbia opaco / Matt sand
- Verde salvia opaco / Matt sage green
- Senape opaco / Matt mustard

Cavo
Wire

- 4 mt
- 2 mt
- 4 mt
- 2 mt
- 4 mt
- 2 mt
- 4 mt
- 2 mt
- 4 mt
- 2 mt
- 4 mt
- 2 mt

Codice
Code

- 1602-24-0031-N4BE
- 1602-24-0031-N2BE
- 1602-24-0032-N4BE
- 1602-24-0032-N2BE
- 1602-24-0033-N4BE
- 1602-24-0033-N2BE
- 1602-24-0034-N4BE
- 1602-24-0034-N2BE
- 1602-24-0035-N4BE
- 1602-24-0035-N2BE
- 1602-24-0036-N4BE
- 1602-24-0036-N2BE
- 1602-24-0037-N4BE
- 1602-24-0037-N2BE

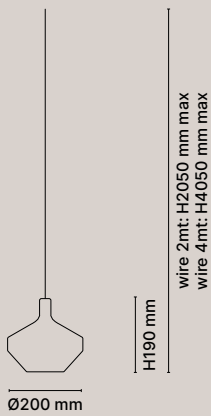
Accessori
Accessories

Lampadina / Bulb LED E14 - 2700K

Codice
Code

RIC.000087

1602-25
LITTLE SUSPENSION



Peso / Weight: 0,8 kg

Dettagli
Details



1× 6W
E14 LED
Cavo / Wire RAL 7013
IP20



Diffusore vetro
Glass shade

- Bianco opaco / Matt white
- Blu avio opaco / Matt blue avio
- Nero opaco / Matt black
- Rosa cipria opaco / Matt powder pink
- Sabbia opaco / Matt sand
- Verde salvia opaco / Matt sage green
- Senape opaco / Matt mustard

Cavo
Wire

- 4 mt
- 2 mt
- 4 mt
- 2 mt
- 4 mt
- 2 mt
- 4 mt
- 2 mt
- 4 mt
- 2 mt
- 4 mt
- 2 mt

Codice
Code

- 1602-25-0031-N4BE
- 1602-25-0031-N2BE
- 1602-25-0032-N4BE
- 1602-25-0032-N2BE
- 1602-25-0033-N4BE
- 1602-25-0033-N2BE
- 1602-25-0034-N4BE
- 1602-25-0034-N2BE
- 1602-25-0035-N4BE
- 1602-25-0035-N2BE
- 1602-25-0036-N4BE
- 1602-25-0036-N2BE
- 1602-25-0037-N4BE
- 1602-25-0037-N2BE

Accessori
Accessories

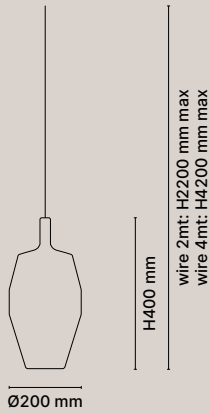
Lampadina / Bulb LED E14 - 2700K

Codice
Code

RIC.000087

MoM GLOSSY, Umberto Asnago

1602-26 TALL SUSPENSION



Peso / Weight: 5,5 kg

Dettagli Details



1x 13W
E27 LED
Cavo / Wire RAL 7013
IP20



Diffusore vetro Glass shade

- Bronzo lucido / Mirroring bronze
- Nero lucido / Mirroring black
- Oro lucido / Mirroring gold

Cavo Wire

- 4 mt
- 2 mt
- 4 mt
- 2 mt
- 4 mt
- 2 mt

Codice Code

- 1602-26-0021-N4BE
- 1602-26-0021-N2BE
- 1602-26-0015-N4BE
- 1602-26-0015-N2BE
- 1602-26-0016-N4BE
- 1602-26-0016-N2BE

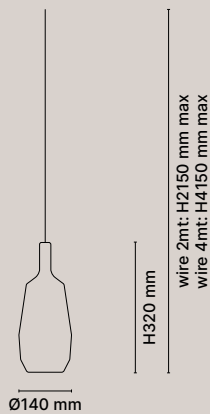
Accessori Accessories

Lampadina / Bulb LED E27 - 2700K

Codice Code

RIC.000088

1602-27 SLIM SUSPENSION



Peso / Weight: 5,5 kg

Dettagli Details



1x 13W
E27 LED
Cavo / Wire RAL 7013
IP20



Diffusore vetro Glass shade

- Bronzo lucido / Mirroring bronze
- Nero lucido / Mirroring black
- Oro lucido / Mirroring gold

Cavo Wire

- 4 mt
- 2 mt
- 4 mt
- 2 mt
- 4 mt
- 2 mt

Codice Code

- 1602-27-0021-N4BE
- 1602-27-0021-N2BE
- 1602-27-0015-N4BE
- 1602-27-0015-N2BE
- 1602-27-0016-N4BE
- 1602-27-0016-N2BE

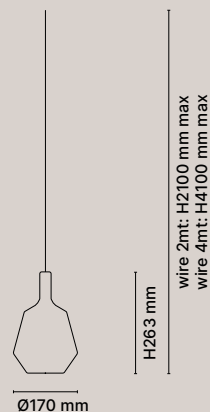
Accessori Accessories

Lampadina / Bulb LED E27 - 2700K

Codice Code

RIC.000088

1602-28 FATTY SUSPENSION



Peso / Weight: 5,5 kg

Dettagli Details



1x 6W
E14 LED
Cavo / Wire RAL 7013
IP20



Diffusore vetro Glass shade

- Bronzo lucido / Mirroring bronze
- Nero lucido / Mirroring black
- Oro lucido / Mirroring gold

Cavo Wire

- 4 mt
- 2 mt
- 4 mt
- 2 mt
- 4 mt
- 2 mt

Codice Code

- 1602-28-0021-N4BE
- 1602-28-0021-N2BE
- 1602-28-0015-N4BE
- 1602-28-0015-N2BE
- 1602-28-0016-N4BE
- 1602-28-0016-N2BE

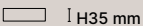















Accessori Accessories

Lampadina / Bulb LED E14 - 2700K

Codice Code

RIC.000087

MoM - MoM GLOSSY, Umberto Asnago

0811-92 CANOPY TYPE A	Dettagli Details	Struttura metallo Metal structure	Codice Code
 H35 mm  Ø113 mm Peso / Weight: 1 kg	On-off   Dimmable DALI  	<ul style="list-style-type: none">  Titanio opaco / Matt titanium  Bianco opaco / Matt white  Nero opaco / Matt black <hr/> <ul style="list-style-type: none">  Titanio opaco / Matt titanium  Bianco opaco / Matt white  Nero opaco / Matt black 	0811-92-1800-NXBE 0811-92-0100-NXBE 0811-92-1100-NXBE 0811-92-1800-PXBE 0811-92-0100-PXBE 0811-92-1100-PXBE
0811-93 CANOPY TYPE A RECESSED  Ø65 mm Peso / Weight: 0,5 kg	Dettagli Details  	Struttura metallo Metal structure  Bianco opaco / Matt white	Codice Code 0811-93-0100-NXBE

Piastre pag. 336 / Plates pag. 336
 Rosoni barra pag. 342 / Bar canopies pag. 342
 Rosoni decentramento pag. 335 / Decentralize canopies pag. 335

MORSETTO, Carlo Colombo


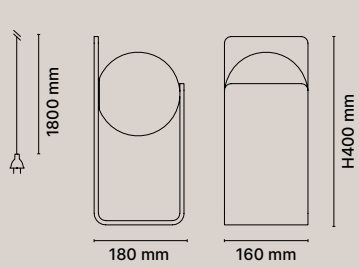
1904-00
TABLE

Dettagli
Details

Vetro
Glass

Struttura metallo
Metal structure

Codice
Code



● Bianco acidato /
Acid-etched white

● Bianco opaco / Matt white 1904-00-0103-DXNE

● Nero opaco / Matt black 1904-00-1103-DXNE

● Grigio / Grey 1904-00-4403-DXNE

Peso / Weight: 3,5 kg

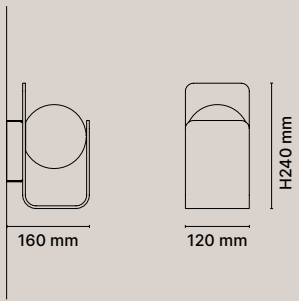
1904-30
WALL

Dettagli
Details

Vetro
Glass

Struttura metallo
Metal structure

Codice
Code



10W - 655lm
3000K
Dimmable 0-10V
IP20



● Bianco acidato /
Acid-etched white

● Bianco opaco / Matt white 1904-30-0103-DXNE

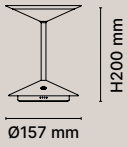
● Nero opaco / Matt black 1904-30-1103-DXNE

● Grigio / Grey 1904-30-4403-DXNE

Peso / Weight: 1,6 kg

NARCISO, Nicola Gallizia

1710-01
SMALL RECHARGEABLE TABLE



Peso / Weight: 1,0 kg





Dettagli
Details



7,5W - 343lm
3000K
Dimmer touch
IP20



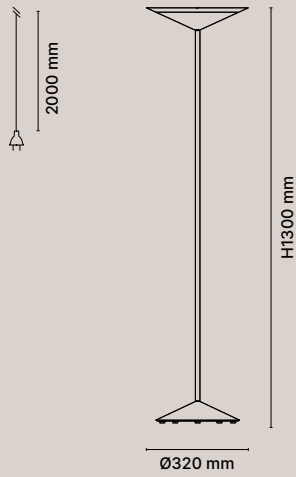
Struttura metallo
Metal structure

-  Bianco opaco / Matt white
-  Bronzo opaco / Matt bronze
-  Arancione / Orange
-  Grigio / Grey

Codice
Code

- 1710-01-0100-DXNE
- 1710-01-1600-DXNE
- 1710-01-4300-DXNE
- 1710-01-4400-DXNE

1710-10
FLOOR



Peso / Weight: 5,0 kg

Dettagli
Details



14W - 1500 lm
3000K
Dimmer on cable
Cavo / Wire RAL 9005
IP20



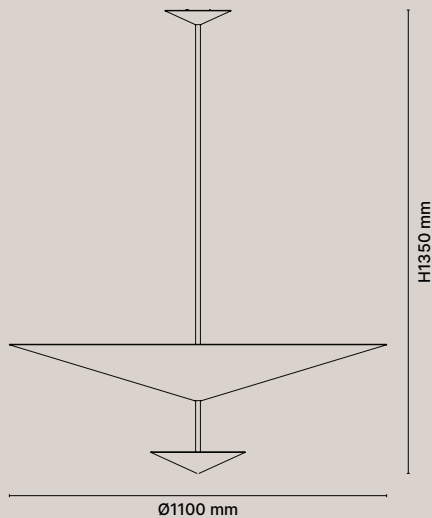
Struttura metallo
Metal structure

- Bianco opaco / Matt white
- Bronzo opaco / Matt bronze
- Grigio / Grey

Codice
Code

- 1710-10-0100-DXNE
- 1710-10-1600-DXNE
- 1710-10-4400-DXNE

1710-20
SUSPENSION



Peso / Weight: 14,0 kg

Dettagli
Details



14W - 1500 lm - 3000K
25W - 2800 lm - 3000K
Dimmable 0-10V
IP20



14W - 1500 lm - 3000K
25W - 2800 lm - 3000K
Dimmable DALI
IP20



Struttura metallo
Metal structure

- Nero opaco / Matt black
- Oro opaco / Matt gold

Codice
Code

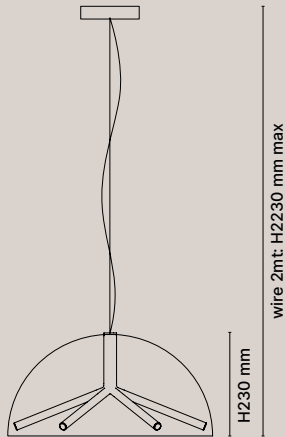
- 1710-20-1100-DXNE
- 1710-20-0600-DXNE

- Nero opaco / Matt black
- Oro opaco / Matt gold

- 1710-20-1100-PXNE
- 1710-20-0600-PXNE

RUNA, Marco Acerbis

2305-20
SUSPENSION



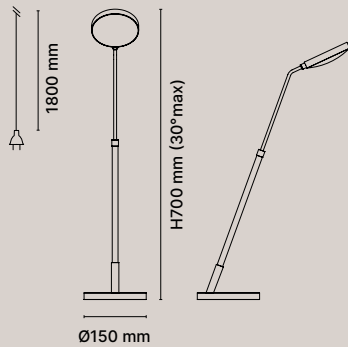
Ø450 mm

Peso / Weight: 5 kg

Dettagli Details	Struttura metallo Metal structure	Diffusore vetro Glass shade	Codice Code
<p>36W 3000K On-Off Cavo / Wire RAL 9005 IP20</p> <p>CE  LED</p>	<p>● Bronzo opaco / Matt bronze</p>	<p>● Fumè (diffusore) + cromo (tubi) / Fumè (shade) + chrome (tubes)</p>	2305-20-1654-N2NE
<p>36W 2700K On-Off Cavo / Wire RAL 9005 IP20</p> <p>CE  LED</p>	<p>● Bronzo opaco / Matt bronze</p>	<p>● Fumè (diffusore) + cromo (tubi) / Fumè (shade) + chrome (tubes)</p>	2305-20-1654-N2WE
<p>36W 3000K Dimmable DALI Cavo / Wire RAL 9005 IP20</p> <p>CE  LED</p>	<p>● Bronzo opaco / Matt bronze</p>	<p>● Fumè (diffusore) + cromo (tubi) / Fumè (shade) + chrome (tubes)</p>	2305-20-1654-P2NE
<p>36W 2700K Dimmable DALI Cavo / Wire RAL 9005 IP20</p> <p>CE  LED</p>	<p>● Bronzo opaco / Matt bronze</p>	<p>● Fumè (diffusore) + cromo (tubi) / Fumè (shade) + chrome (tubes)</p>	2305-20-1654-P2WE
<p>36W 3000K Dimmable 0-10V Cavo / Wire RAL 9005 IP20</p> <p>CE  LED</p>	<p>● Bronzo opaco / Matt bronze</p>	<p>● Fumè (diffusore) + cromo (tubi) / Fumè (shade) + chrome (tubes)</p>	2305-20-1654-D2NE
<p>36W 2700K Dimmable 0-10V Cavo / Wire RAL 9005 IP20</p> <p>CE  LED</p>	<p>● Bronzo opaco / Matt bronze</p>	<p>● Fumè (diffusore) + cromo (tubi) / Fumè (shade) + chrome (tubes)</p>	2305-20-1654-D2WE

SPOON, Umberto Asnago

1706-00
TABLE



Peso / Weight: 2,0 kg

Dettagli
Details



4W - 370lm
3000K
Dimmer on cable
Cavo / Wire RAL 9005
IP20



Struttura metallo
Metal structure

● Nero opaco /
Matt black

● Grigio / Grey

Cuoio intrecciato
Woven leather

● Nero / Black

● Cognac / Cognac

Senza cuoio / Without leather

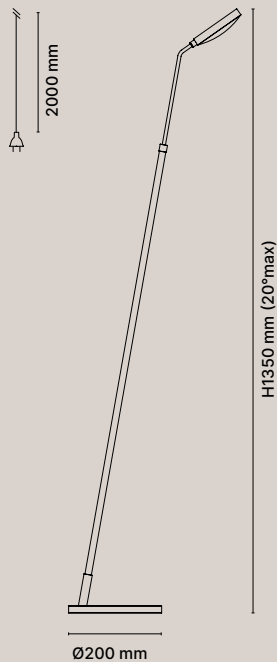
Codice
Code

1706-00-1122-DXNE

1706-00-1121-DXNE

1706-00-4444-DXNE

1706-10
FLOOR



Peso / Weight: 4,0 kg

Dettagli
Details



4W - 370lm
3000K
Dimmer on cable
Cavo / Wire RAL 9005
IP20



Struttura metallo
Metal structure

● Nero opaco /
Matt black

● Grigio / Grey

Cuoio intrecciato
Woven leather

● Nero / Black

● Cognac / Cognac

Senza cuoio / Without leather

Codice
Code

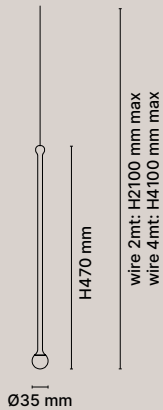
1706-10-1122-DXNE

1706-10-1121-DXNE

1706-10-4444-DXNE

STORM, Bartoli Design

1704-23 LARGE SUSPENSION



Peso / Weight: 0,210 kg

Dettagli Details



4W - 383lm
3000K
Cavo / Wire RAL 7013
IP20



Struttura metallo Metal structure



Nero opaco / Matt black



Oro opaco / Matt gold



Bronze opaco / Matt bronze



Cromo lucido / Glossy chrome

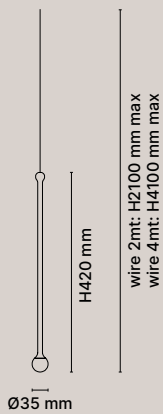
Cavo Wire

4 mt
2 mt
4 mt
2 mt
4 mt
2 mt
4 mt
2 mt

Codice Code

1704-23-1100-N4NE
1704-23-1100-N2NE
1704-23-0600-N4NE
1704-23-0600-N2NE
1704-23-1600-N4NE
1704-23-1600-N2NE
1704-23-2400-N4NE
1704-23-2400-N2NE

1704-21 MEDIUM SUSPENSION



Peso / Weight: 0,190 kg

Dettagli Details



4W - 383lm
3000K
Cavo / Wire RAL 7013
IP20



Struttura metallo Metal structure



Nero opaco / Matt black



Oro opaco / Matt gold



Bronze opaco / Matt bronze



Cromo lucido / Glossy chrome

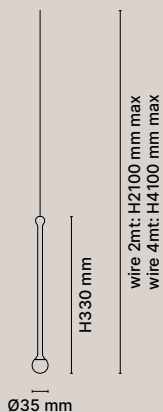
Cavo Wire

4 mt
2 mt
4 mt
2 mt
4 mt
2 mt
4 mt
2 mt

Codice Code

1704-21-1100-N4NE
1704-21-1100-N2NE
1704-21-0600-N4NE
1704-21-0600-N2NE
1704-21-1600-N4NE
1704-21-1600-N2NE
1704-21-2400-N4NE
1704-21-2400-N2NE

1704-20 MINI SUSPENSION



Peso / Weight: 0,169 kg

Dettagli Details



4W - 383lm
3000K
Cavo / Wire RAL 7013
IP20



Struttura metallo Metal structure



Nero opaco / Matt black



Oro opaco / Matt gold



Bronze opaco / Matt bronze



Cromo lucido / Glossy chrome


Cavo Wire

4 mt
2 mt
4 mt
2 mt
4 mt
2 mt
4 mt
2 mt

Codice Code

1704-20-1100-N4NE
1704-20-1100-N2NE
1704-20-0600-N4NE
1704-20-0600-N2NE
1704-20-1600-N4NE
1704-20-1600-N2NE
1704-20-2400-N4NE
1704-20-2400-N2NE

1704-90
CANOPY TYPE B



 H35 mm



Ø113 mm



Peso / Weight: 1 kg

Dettagli
Details




On-off
 




Dimmable 0-10V
 




Dimmable DALI
 




Dimmable phase cut
 

Struttura metallo
Metal structure

 Oro opaco / Matt gold
 Bianco opaco / Matt white
 Nero opaco / Matt black

 Oro opaco / Matt gold
 Bianco opaco / Matt white
 Nero opaco / Matt black

 Oro opaco / Matt gold
 Bianco opaco / Matt white
 Nero opaco / Matt black

 Oro opaco / Matt gold
 Bianco opaco / Matt white
 Nero opaco / Matt black

Codice
Code

1704-90-0600-NXLE
1704-90-0100-NXLE
1704-90-1100-NXLE

1704-90-0600-DXLE
1704-90-0100-DXLE
1704-90-1100-DXLE

1704-90-0600-PXLE
1704-90-0100-PXLE
1704-90-1100-PXLE



1704-90-0600-TXLE
1704-90-0100-TXLE
1704-90-1100-TXLE

1704-91
CANOPY TYPE B RECESSED



Ø65 mm

Peso / Weight: 0,5 kg

Dettagli
Details

Driver remoto non
incluso / Remote driver
not included
 

Struttura metallo
Metal structure

 Bianco opaco / Matt white

Accessori
Accessories

Driver 24V - Dimmable 0-10V
Suitable for / Adatto per:
• 1/5 Pendants / Pendenti

Driver 24V - Dimmable 0-10V
Suitable for / Adatto per:
• 6/13 Pendants / Pendenti

Driver 24V - Dimmable 0-10V
Suitable for / Adatto per:
• 14/19 Pendants / Pendenti

Codice
Code

1704-91-0100-NXLE

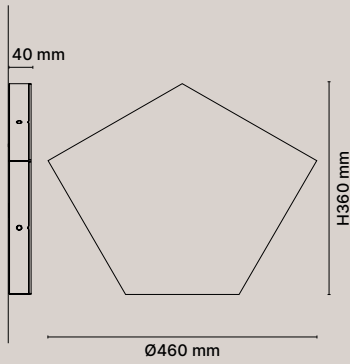
RIC.000007

RIC.000008

RIC.000009

TILE, Sebastiano Tosi

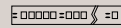
1903-40 LIGHTING ELEMENT WALL-CEILING NO DRIVER



Peso / Weight: 5,7 kg

Non utilizzabile come elemento singolo /
Not available as single element

Dettagli Details



12W - 589lm
3000K
IP20



Struttura metallo Metal structure

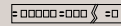
● Nero opaco /
Matt black

Diffusore PMMA PMMA shade

● Bianco opalino / Opal white

Codice Code

1903-40-1123-NXNE



12W - 589lm
2700K
IP20

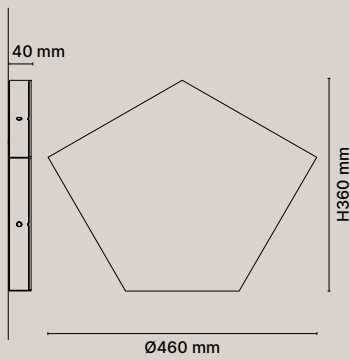


● Nero opaco /
Matt black

● Bianco opalino / Opal white

1903-40-1123-NXWE

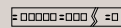
1903-41 LIGHTING ELEMENT WALL-CEILING DRIVER 4 ELEMENTS



Peso / Weight: 5,7 kg

Utilizzabile come elemento singolo oppure
combinato con max 3x 1903-40 /
Available as single element or mached with
max 3x 1903-40

Dettagli Details



14W - 589lm
3000K
Dimmable DALI
IP20



Struttura metallo Metal structure

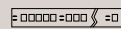
● Nero opaco /
Matt black

Diffusore PMMA PMMA shade

● Bianco opalino / Opal white

Codice Code

1903-41-1123-PXNE



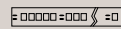
14W - 589lm
2700K
Dimmable DALI
IP20



● Nero opaco /
Matt black

● Bianco opalino / Opal white

1903-41-1123-PXWE



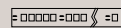
14W - 589lm
3000K
Dimmable 0-10V
IP20



● Nero opaco /
Matt black

● Bianco opalino / Opal white

1903-41-1123-DXNE



14W - 589lm
2700K
Dimmable 0-10V
IP20

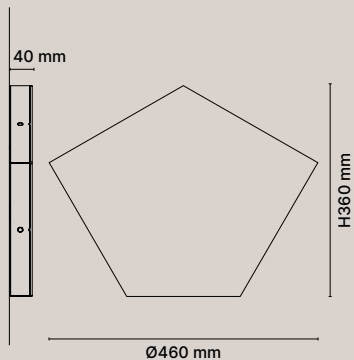


● Nero opaco /
Matt black

● Bianco opalino / Opal white

1903-41-1123-DXWE

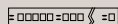
1903-42
LIGHTING ELEMENT
WALL-CEILING DRIVER 8 ELEMENTS



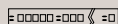
Peso / Weight: 5,7 kg

Utilizzabile combinato con min 4x 1903-40 - max 7x 1903-40 / Available as single element or mached with min 4x 1903-40 - max 4x 1903-40

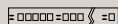
Dettagli
Details




14W - 589lm
3000K
Dimmable DALI
IP20



14W - 589lm
2700K
Dimmable DALI
IP20



14W - 589lm
3000K
Dimmable 0-10V
IP20



14W - 589lm
2700K
Dimmable 0-10V
IP20



Struttura metallo
Metal structure

● Nero opaco /
Matt black

Diffusore PMMA
PMMA shade

● Bianco opalino /
Opal white

Codice
Code

1903-42-1123-PXNE

● Nero opaco /
Matt black

● Bianco opalino /
Opal white

1903-42-1123-PXWE

● Nero opaco /
Matt black

● Bianco opalino /
Opal white

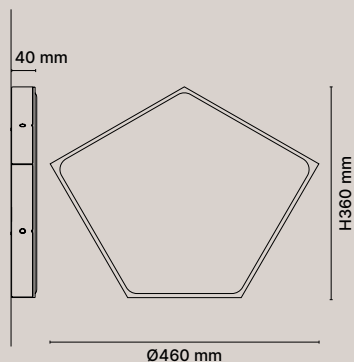
1903-42-1123-DXNE

● Nero opaco /
Matt black

● Bianco opalino /
Opal white

1903-42-1123-DXWE

1903-90
DECORATIVE ELEMENT



Peso / Weight: 5,7 kg

Struttura metallo
Metal structure

● Nero opaco /
Matt black

Tessuto acustico
Acoustic fabrics

● Blu scuro / Dark blue

● Azzurro / Light blue

● Tortora / Tortora

● Grigio / Grey

● Rosso / Red

● Giallo / Yellow

Codice
Code

1903-90-11H9

1903-90-11H6

1903-90-11H5

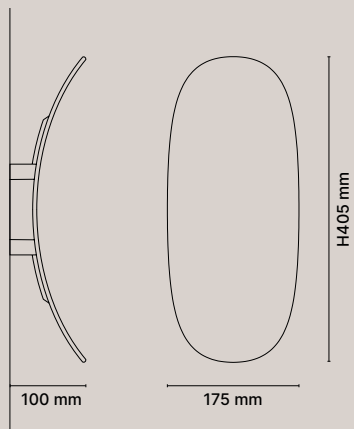
1903-90-11H3

1903-90-11H2

1903-90-11H0

VELA, Brogliato Traverso

1905-30
WALL



Peso / Weight: 2 kg

Dettagli
Details



20W - 1962lm
3000K
Dimmable DALI
IP20



20W - 1962lm
2700K
Dimmable DALI
IP20



20W - 1962lm
3000K
Dimmable 0-10V
IP20



20W - 1962lm
2700K
Dimmable 0-10V
IP20



Struttura metallo
Metal structure



Nero opaco / Matt black



Bianco opaco / Matt white



Titanio opaco / Matt titanium



Nero opaco / Matt black



Bianco opaco / Matt white



Titanio opaco / Matt titanium



Nero opaco / Matt black



Bianco opaco / Matt white



Titanio opaco / Matt titanium



Nero opaco / Matt black



Bianco opaco / Matt white



Titanio opaco / Matt titanium

Codice
Code

1905-30-1100-PXNE

1905-30-0100-PXNE

1905-30-1800-PXNE

1905-30-1100-PXWE

1905-30-0100-PXWE

1905-30-1800-PXWE

1905-30-1100-DXNE

1905-30-0100-DXNE

1905-30-1800-DXNE

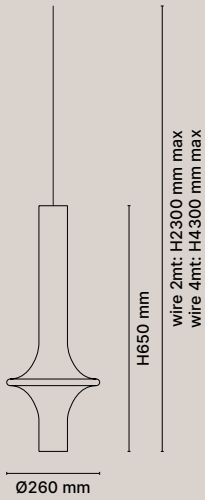
1905-30-1100-DXWE

1905-30-0100-DXWE

1905-30-1800-DXWE

WONDER, Bartoli Design

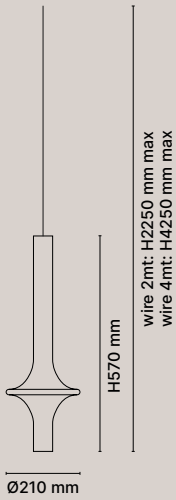
1504-23
LARGE SUSPENSION



Peso / Weight: 1,2 kg

Dettagli Details	Struttura metallo Metal structure	Diffusore vetro Glass shade	Cavo Wire	Codice Code
<p>4W 370lm transp. glass 230lm fumé glass 3000K Cavo / Wire RAL 7013 IP20</p> <p>CE LED</p>	<p>● Nero opaco / Matt black</p>	<p>○ Trasparente / Transparent</p> <p>● Fumé / Fumé</p>	<p>4mt</p> <p>2mt</p> <p>4mt</p> <p>2mt</p>	<p>1504-23-1101-N4NE</p> <p>1504-23-1101-N2NE</p> <p>1504-23-1154-N4NE</p> <p>1504-23-1154-N2NE</p>
<p>4W 333lm transp. glass 207lm fumé glass 2700K Cavo / Wire RAL 7013 IP20</p> <p>CE LED</p>	<p>● Nero opaco / Matt black</p>	<p>○ Trasparente / Transparent</p> <p>● Fumé / Fumé</p>	<p>4mt</p> <p>2mt</p> <p>4mt</p> <p>2mt</p>	<p>1504-23-1101-N4WE</p> <p>1504-23-1101-N2WE</p> <p>1504-23-1154-N4WE</p> <p>1504-23-1154-N2WE</p>
<p>4W 370lm transp. glass 230lm fumé glass 3000K Cavo / Wire RAL 7013 IP20</p> <p>CE LED</p>	<p>● Oro opaco / Matt gold</p>	<p>○ Trasparente / Transparent</p> <p>● Fumé / Fumé</p>	<p>4mt</p> <p>2mt</p> <p>4mt</p> <p>2mt</p>	<p>1504-23-0601-N4NE</p> <p>1504-23-0601-N2NE</p> <p>1504-23-0654-N4NE</p> <p>1504-23-0654-N2NE</p>
<p>4W 333lm transp. glass 207lm fumé glass 2700K Cavo / Wire RAL 7013 IP20</p> <p>CE LED</p>	<p>● Oro opaco / Matt gold</p>	<p>○ Trasparente / Transparent</p> <p>● Fumé / Fumé</p>	<p>4mt</p> <p>2mt</p> <p>4mt</p> <p>2mt</p>	<p>1504-23-0601-N4WE</p> <p>1504-23-0601-N2WE</p> <p>1504-23-0654-N4WE</p> <p>1504-23-0654-N2WE</p>
<p>4W 370lm transp. glass 230lm fumé glass 3000K Cavo / Wire RAL 7013 IP20</p> <p>CE LED</p>	<p>● Bronzo opaco / Matt bronze</p>	<p>○ Trasparente / Transparent</p> <p>● Fumé / Fumé</p>	<p>4mt</p> <p>2mt</p> <p>4mt</p> <p>2mt</p>	<p>1504-23-1601-N4NE</p> <p>1504-23-1601-N2NE</p> <p>1504-23-1654-N4NE</p> <p>1504-23-1654-N2NE</p>
<p>4W 333lm transp. glass 207lm fumé glass 2700K Cavo / Wire RAL 7013 IP20</p> <p>CE LED</p>	<p>● Bronzo opaco / Matt bronze</p>	<p>○ Trasparente / Transparent</p> <p>● Fumé / Fumé</p>	<p>4mt</p> <p>2mt</p> <p>4mt</p> <p>2mt</p>	<p>1504-23-1601-N4WE</p> <p>1504-23-1601-N2WE</p> <p>1504-23-1654-N4WE</p> <p>1504-23-1654-N2WE</p>
<p>4W 370lm transp. glass 230lm fumé glass 3000K Cavo / Wire RAL 7013 IP20</p> <p>CE LED</p>	<p>● Cromo lucido / Glossy chrome</p>	<p>○ Trasparente / Transparent</p> <p>● Fumé / Fumé</p>	<p>4mt</p> <p>2mt</p> <p>4mt</p> <p>2mt</p>	<p>1504-23-2401-N4NE</p> <p>1504-23-2401-N2NE</p> <p>1504-23-2454-N4NE</p> <p>1504-23-2454-N2NE</p>
<p>4W 333lm transp. glass 207lm fumé glass 2700K Cavo / Wire RAL 7013 IP20</p> <p>CE LED</p>	<p>● Cromo lucido / Glossy chrome</p>	<p>○ Trasparente / Transparent</p> <p>● Fumé / Fumé</p>	<p>4mt</p> <p>2mt</p> <p>4mt</p> <p>2mt</p>	<p>1504-23-2401-N4WE</p> <p>1504-23-2401-N2WE</p> <p>1504-23-2454-N4WE</p> <p>1504-23-2454-N2WE</p>

1504-21
MEDIUM SUSPENSION



Peso / Weight: 0,9 kg

Dettagli Details	Struttura metallo Metal structure	Diffusore vetro Glass shade	Cavo Wire	Codice Code
 4W 370lm transp. glass 230lm fumé glass 3000K Cavo / Wire RAL 7013 IP20 CE LED	 Nero opaco / Matt black	 Trasparente / Transparent  Fumé / Fumé	4mt	1504-21-1101-N4NE
			2mt	1504-21-1101-N2NE
 4W 333lm transp. glass 207lm fumé glass 2700K Cavo / Wire RAL 7013 IP20 CE LED	 Nero opaco / Matt black	 Trasparente / Transparent  Fumé / Fumé	4mt	1504-21-1101-N4WE
			2mt	1504-21-1101-N2WE
 4W 370lm transp. glass 230lm fumé glass 3000K Cavo / Wire RAL 7013 IP20 CE LED	 Oro opaco / Matt gold	 Trasparente / Transparent  Fumé / Fumé	4mt	1504-21-0601-N4NE
			2mt	1504-21-0601-N2NE
 4W 333lm transp. glass 207lm fumé glass 2700K Cavo / Wire RAL 7013 IP20 CE LED	 Oro opaco / Matt gold	 Trasparente / Transparent  Fumé / Fumé	4mt	1504-21-0601-N4WE
			2mt	1504-21-0601-N2WE
 4W 370lm transp. glass 230lm fumé glass 3000K Cavo / Wire RAL 7013 IP20 CE LED	 Bronzo opaco / Matt bronze	 Trasparente / Transparent  Fumé / Fumé	4mt	1504-21-1601-N4NE
			2mt	1504-21-1601-N2NE
 4W 333lm transp. glass 207lm fumé glass 2700K Cavo / Wire RAL 7013 IP20 CE LED	 Bronzo opaco / Matt bronze	 Trasparente / Transparent  Fumé / Fumé	4mt	1504-21-1601-N4WE
			2mt	1504-21-1601-N2WE
 4W 370lm transp. glass 230lm fumé glass 3000K Cavo / Wire RAL 7013 IP20 CE LED	 Cromo lucido / Glossy chrome	 Trasparente / Transparent  Fumé / Fumé	4mt	1504-21-2401-N4NE
			2mt	1504-21-2401-N2NE
 4W 333lm transp. glass 207lm fumé glass 2700K Cavo / Wire RAL 7013 IP20 CE LED	 Cromo lucido / Glossy chrome	 Trasparente / Transparent  Fumé / Fumé	4mt	1504-21-2401-N4WE
			2mt	1504-21-2401-N2WE

WONDER, Bartoli Design


1504-20
MINI SUSPENSION



Peso / Weight: 0,6 kg

Dettagli Details	Struttura metallo Metal structure	Diffusore vetro Glass shade	Cavo Wire	Codice Code
 <p>4W 370lm transp. glass 230lm fumé glass 3000K Cavo / Wire RAL 7013 IP20</p> <p>CE LED</p>	 Nero opaco / Matt black	 Trasparente / Transparent  Fumé / Fumé	4mt	1504-20-1101-N4NE
			2mt	1504-20-1101-N2NE
 <p>4W 333lm transp. glass 207lm fumé glass 2700K Cavo / Wire RAL 7013 IP20</p> <p>CE LED</p>	 Nero opaco / Matt black	 Trasparente / Transparent  Fumé / Fumé	4mt	1504-20-1101-N4WE
			2mt	1504-20-1101-N2WE
 <p>4W 370lm transp. glass 230lm fumé glass 3000K Cavo / Wire RAL 7013 IP20</p> <p>CE LED</p>	 Oro opaco / Matt gold	 Trasparente / Transparent  Fumé / Fumé	4mt	1504-20-0601-N4NE
			2mt	1504-20-0601-N2NE
 <p>4W 333lm transp. glass 207lm fumé glass 2700K Cavo / Wire RAL 7013 IP20</p> <p>CE LED</p>	 Oro opaco / Matt gold	 Trasparente / Transparent  Fumé / Fumé	4mt	1504-20-0601-N4WE
			2mt	1504-20-0601-N2WE
 <p>4W 370lm transp. glass 230lm fumé glass 3000K Cavo / Wire RAL 7013 IP20</p> <p>CE LED</p>	 Bronzo opaco / Matt bronze	 Trasparente / Transparent  Fumé / Fumé	4mt	1504-20-1601-N4NE
			2mt	1504-20-1601-N2NE
 <p>4W 333lm transp. glass 207lm fumé glass 2700K Cavo / Wire RAL 7013 IP20</p> <p>CE LED</p>	 Bronzo opaco / Matt bronze	 Trasparente / Transparent  Fumé / Fumé	4mt	1504-20-1601-N4WE
			2mt	1504-20-1601-N2WE
 <p>4W 370lm transp. glass 230lm fumé glass 3000K Cavo / Wire RAL 7013 IP20</p> <p>CE LED</p>	 Cromo lucido / Glossy chrome	 Trasparente / Transparent  Fumé / Fumé	4mt	1504-20-2401-N4NE
			2mt	1504-20-2401-N2NE
 <p>4W 333lm transp. glass 207lm fumé glass 2700K Cavo / Wire RAL 7013 IP20</p> <p>CE LED</p>	 Cromo lucido / Glossy chrome	 Trasparente / Transparent  Fumé / Fumé	4mt	1504-20-2401-N4WE
			2mt	1504-20-2401-N2WE
 <p>4W 370lm transp. glass 230lm fumé glass 3000K Cavo / Wire RAL 7013 IP20</p> <p>CE LED</p>	 Cromo lucido / Glossy chrome	 Trasparente / Transparent  Fumé / Fumé	4mt	1504-20-2454-N4NE
			2mt	1504-20-2454-N2NE
 <p>4W 333lm transp. glass 207lm fumé glass 2700K Cavo / Wire RAL 7013 IP20</p> <p>CE LED</p>	 Cromo lucido / Glossy chrome	 Trasparente / Transparent  Fumé / Fumé	4mt	1504-20-2454-N4WE
			2mt	1504-20-2454-N2WE

1704-90
CANOPY TYPE B



 H35 mm




Ø113 mm



Peso / Weight: 1 kg

Dettagli
Details




On-off
 




Dimmable 0-10V
 




Dimmable DALI
 




Dimmable phase cut
 

Struttura metallo
Metal structure

-  Oro opaco / Matt gold
-  Bianco opaco / Matt white
-  Nero opaco / Matt black

-  Oro opaco / Matt gold
-  Bianco opaco / Matt white
-  Nero opaco / Matt black

-  Oro opaco / Matt gold
-  Bianco opaco / Matt white
-  Nero opaco / Matt black

-  Oro opaco / Matt gold
-  Bianco opaco / Matt white
-  Nero opaco / Matt black

Codice
Code

- 1704-90-0600-NXLE
- 1704-90-0100-NXLE
- 1704-90-1100-NXLE

- 1704-90-0600-DXLE
- 1704-90-0100-DXLE
- 1704-90-1100-DXLE

- 1704-90-0600-PXLE
- 1704-90-0100-PXLE
- 1704-90-1100-PXLE



- 1704-90-0600-TXLE
- 1704-90-0100-TXLE
- 1704-90-1100-TXLE

1704-91
CANOPY TYPE B RECESSED



Ø65 mm

Peso / Weight: 0,5 kg

Dettagli
Details

Driver remoto non
incluso / Remote driver
not included
 

Struttura metallo
Metal structure

-  Bianco opaco / Matt white

Accessori
Accessories

Driver 24V - Dimmable 0-10V
Suitable for / Adatto per:
• 1/5 Pendants / Pendenti

Driver 24V - Dimmable 0-10V
Suitable for / Adatto per:
• 6/13 Pendants / Pendenti

Driver 24V - Dimmable 0-10V
Suitable for / Adatto per:
• 14/19 Pendants / Pendenti

Codice
Code

- 1704-91-0100-NXLE

Codice
Code

- RIC.000007
- RIC.000008
- RIC.000009

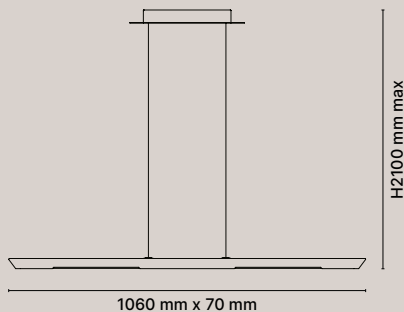
WOODY, Umberto Asnago

1406-23
LARGE SUSPENSION

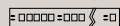
Dettagli
Details

Struttura
Structure

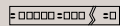
Codice
Code



(wood) Peso / Weight: 10,0 kg
(marble) Peso / Weight: 12,0 kg



29W - 1750lm
3000K
Dimmable 0-10V
Cavo / Wire RAL 9005
IP20



29W - 1750lm
2700K
Dimmable 0-10V
Cavo / Wire RAL 9005
IP20



Marmo bianco di Carrara /
White Carrara marble

1406-23-M100-D2NE



Legno rovere naturale /
Natural oak wood

1406-23-L200-D2NE



Marmo bianco di Carrara /
White Carrara marble

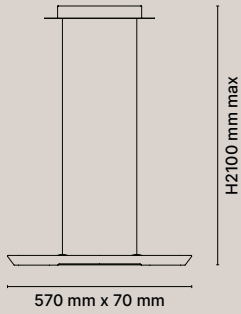
1406-23-M100-D2WE



Legno rovere naturale /
Natural oak wood


1406-23-L200-D2WE

1406-21
SMALL SUSPENSION

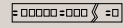


(wood) Peso / Weight: 8,0 kg
(marble) Peso / Weight: 9,0 kg

Dettagli
Details



14W - 837lm
3000K
Dimmable 0-10V
Cavo / Wire RAL 9005
IP20



14W - 837lm
2700K
Dimmable 0-10V
Cavo / Wire RAL 9005
IP20



Struttura
Structure

- Marmo bianco di Carrara /
White Carrara marble
- Legno rovere naturale /
Natural oak wood

Codice
Code

1406-21-M100-D2NE

1406-21-L200-D2NE

- Marmo bianco di Carrara /
White Carrara marble
- Legno rovere naturale /
Natural oak wood

1406-21-M100-D2NE

1406-21-L200-D2NE

PIASTRE / PLATES

























ROSONI / CANOPIES Decentramento / Decentralize: Glo, Lit, MoM

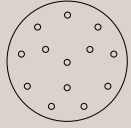



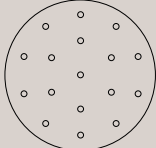



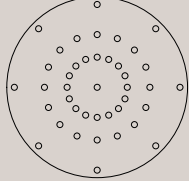











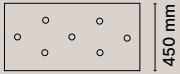



Esclusa Lit Large / Not available for Lit Large

1 FITTING	Struttura metallo Metal structure	Codice Code
 <p data-bbox="347 365 472 386">Ø130 x H50 mm</p> <p data-bbox="331 401 488 422">Peso / Weight: 0,5 kg</p>	<ul style="list-style-type: none"> <li data-bbox="727 260 984 281">● Bianco opaco / Matt white <li data-bbox="727 312 1005 333">● Titanio opaco / Matt titanium 	<p data-bbox="1195 260 1354 281">AD01-T-13-01-NXBE</p> <p data-bbox="1195 312 1354 333">AD18-T-13-01-NXBE</p>
2 FITTINGS	Struttura metallo Metal structure	Codice Code
 <p data-bbox="347 617 472 638">Ø130 x H50 mm</p> <p data-bbox="331 653 488 674">Peso / Weight: 0,5 kg</p>	<ul style="list-style-type: none"> <li data-bbox="727 512 984 533">● Bianco opaco / Matt white <li data-bbox="727 564 1005 585">● Titanio opaco / Matt titanium 	<p data-bbox="1195 512 1354 533">AD01-T-13-02-NXBE</p> <p data-bbox="1195 564 1354 585">AD18-T-13-02-NXBE</p>
3 FITTINGS	Struttura metallo Metal structure	Codice Code
 <p data-bbox="347 869 472 890">Ø130 x H50 mm</p> <p data-bbox="331 905 488 926">Peso / Weight: 0,5 kg</p>	<ul style="list-style-type: none"> <li data-bbox="727 764 984 785">● Bianco opaco / Matt white <li data-bbox="727 816 1005 837">● Titanio opaco / Matt titanium 	<p data-bbox="1195 764 1354 785">AD01-T-13-03-NXBE</p> <p data-bbox="1195 816 1354 837">AD18-T-13-03-NXBE</p>
4 FITTINGS	Struttura metallo Metal structure	Codice Code
 <p data-bbox="347 1121 472 1142">Ø130 x H50 mm</p> <p data-bbox="331 1157 488 1178">Peso / Weight: 0,5 kg</p>	<ul style="list-style-type: none"> <li data-bbox="727 1016 984 1037">● Bianco opaco / Matt white <li data-bbox="727 1068 1005 1089">● Titanio opaco / Matt titanium 	<p data-bbox="1195 1016 1354 1037">AD01-T-13-04-NXBE</p> <p data-bbox="1195 1068 1354 1089">AD18-T-13-04-NXBE</p>
8 FITTINGS	Struttura metallo Metal structure	Codice Code
 <p data-bbox="347 1394 472 1415">Ø130 x H50 mm</p> <p data-bbox="331 1430 488 1451">Peso / Weight: 0,5 kg</p>	<ul style="list-style-type: none"> <li data-bbox="727 1289 984 1310">● Bianco opaco / Matt white <li data-bbox="727 1341 1005 1362">● Titanio opaco / Matt titanium 	<p data-bbox="1195 1289 1354 1310">AD01-T-13-08-NXBE</p> <p data-bbox="1195 1341 1354 1362">AD18-T-13-08-NXBE</p>




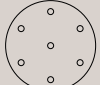
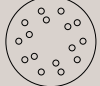
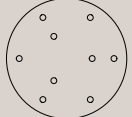
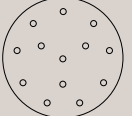
Elementi per decentramento inclusi / Decentralize elements included

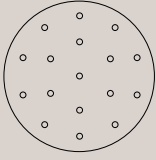
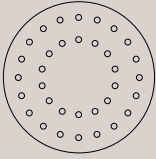
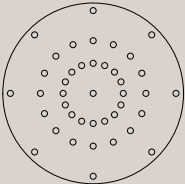


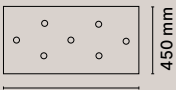
A - PIASTRE / PLATES: Glo, Lit, MoM

ROUND Ø30	Informazioni Informations	Struttura metallo Metal structure	Codice Code
 <p>Ø300 x H50 mm</p>	<p>Piastra tonda con max 3 attacchi / Round plate with max 3 fittings</p> <p>Peso / Weight: 3,0 kg</p>	 Bianco opaco / Matt white	AA01-T-30-03-NXBE
		 Nero opaco / Matt black	AA11-T-30-03-NXBE
		 Titanio opaco / Matt titanium	AA18-T-30-03-NXBE
ROUND Ø42	Informazioni Informations	Struttura metallo Metal structure	Codice Code
 <p>Ø420 x H50 mm</p>	<p>Piastra tonda con max 3 attacchi / Round plate with max 3 fittings</p> <p>Esclusa Lit Large / Not available for Lit Large</p> <p>Peso / Weight: 3,5 kg</p>	 Bianco opaco / Matt white	AA01-T-42-A3-NXBE
		 Nero opaco / Matt black	AA11-T-42-A3-NXBE
		 Titanio opaco / Matt titanium	AA18-T-42-A3-NXBE
ROUND Ø42	Informazioni Informations	Struttura metallo Metal structure	Codice Code
 <p>Ø420 x H50 mm</p>	<p>Piastra tonda con max 5 attacchi / Round plate with max 5 fittings</p> <p>Peso / Weight: 3,5 kg</p>	 Bianco opaco / Matt white	AA01-T-42-05-NXBE
		 Nero opaco / Matt black	AA11-T-42-05-NXBE
		 Titanio opaco / Matt titanium	AA18-T-42-05-NXBE
ROUND Ø42	Informazioni Informations	Struttura metallo Metal structure	Codice Code
 <p>Ø420 x H50 mm</p>	<p>Piastra tonda con max 7 attacchi / Round plate with max 7 fittings</p> <p>Peso / Weight: 3,5 kg</p>	 Bianco opaco / Matt white	AA01-T-42-07-NXBE
		 Nero opaco / Matt black	AA11-T-42-07-NXBE
		 Titanio opaco / Matt titanium	AA18-T-42-07-NXBE
ROUND Ø60	Informazioni Informations	Struttura metallo Metal structure	Codice Code
 <p>Ø600 x H50 mm</p>	<p>Piastra tonda con max 7 attacchi / Round plate with max 7 fittings</p> <p>Peso / Weight: 9,0 kg</p>	 Bianco opaco / Matt white	AA01-T-60-07-NXBE
		 Nero opaco / Matt black	AA11-T-60-07-NXBE
		 Titanio opaco / Matt titanium	AA18-T-60-07-NXBE
ROUND Ø80	Informazioni Informations	Struttura metallo Metal structure	Codice Code
 <p>Ø800 x H50 mm</p>	<p>Piastra tonda con max 9 attacchi / Round plate with max 9 fittings</p> <p>Peso / Weight: 17,0 kg</p>	 Bianco opaco / Matt white	AA01-T-80-09-NXBE
		 Nero opaco / Matt black	AA11-T-80-09-NXBE
		 Titanio opaco / Matt titanium	AA18-T-80-09-NXBE

ROUND Ø80	Informazioni Informations	Struttura metallo Metal structure	Codice Code		
 Ø800 x H50 mm	Piastra tonda con max 13 attacchi / Round plate with max 13 fittings Peso / Weight: 17,0 kg	 Bianco opaco / Matt white	AA01-T-80-13-NXBE		
		 Nero opaco / Matt black	AA11-T-80-13-NXBE		
 Titanio opaco / Matt titanium	AA18-T-80-13-NXBE				
		ROUND Ø100	Informazioni Informations	Struttura metallo Metal structure	Codice Code
		 Ø1000 x H50 mm	Piastra tonda con max 17 attacchi / Round plate with max 17 fittings Peso / Weight: 25,0 kg	 Bianco opaco / Matt white	AA01-T-100-17-NXBE
 Nero opaco / Matt black	AA11-T-100-17-NXBE				
 Titanio opaco / Matt titanium	AA18-T-100-17-NXBE				
		ROUND Ø120	Informazioni Informations	Struttura metallo Metal structure	Codice Code
		 Ø1200 x H50 mm	Piastra tonda con max 41 attacchi / Round plate with max 41 fittings Peso / Weight: 30,0 kg	 Bianco opaco / Matt white	AA01-T-120-41-NXBE
 Nero opaco / Matt black	AA11-T-120-41-NXBE				
 Titanio opaco / Matt titanium	AA18-T-120-41-NXBE				
		LINEAR 92	Informazioni Informations	Struttura metallo Metal structure	Codice Code
		 L920 x H50 mm	Piastra lineare con max 8 attacchi / Linear plate with max 8 fittings Peso / Weight: 7,0 kg	 Bianco opaco / Matt white	AA01-L-92-08-NXBE
 Nero opaco / Matt black	AA11-L-92-08-NXBE				
 Titanio opaco / Matt titanium	AA18-L-92-08-NXBE				
		LINEAR 138	Informazioni Informations	Struttura metallo Metal structure	Codice Code
		 L1380 x H50 mm	Piastra lineare con max 8 attacchi / Linear plate with max 8 fittings Peso / Weight: 10,0 kg	 Bianco opaco / Matt white	AA01-L-138-08-NXBE
 Nero opaco / Matt black	AA11-L-138-08-NXBE				
 Titanio opaco / Matt titanium	AA18-L-138-08-NXBE				
		RECTANGULAR	Informazioni Informations	Struttura metallo Metal structure	Codice Code
		 L900 x H50 mm	Piastra rettangolare con max 7 attacchi / Rectangular plate with max 7 fittings Peso / Weight: 16,0 kg	 Bianco opaco / Matt white	AA01-R-90-07-NXBE
 Nero opaco / Matt black	AA11-R-90-07-NXBE				
 Titanio opaco / Matt titanium	AA18-R-90-07-NXBE				




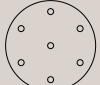
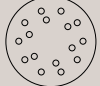
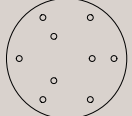
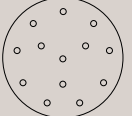
B - PIASTRE / PLATES: Hail, Storm, Wonder

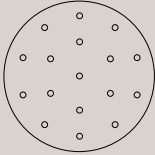
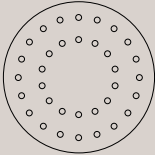
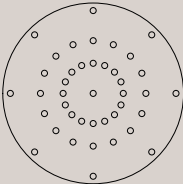


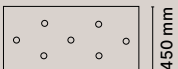
ROUND Ø30	Informazioni Informations	Struttura metallo Metal structure	Codice Code
 <p>Ø300 x H50 mm</p>	<p>Piastra tonda con max 3 attacchi / Round plate with max 3 fittings Dimmable 0-10V</p> <p>Peso / Weight: 3,0 kg</p>	<p>● Bianco opaco / Matt white</p>	BB01-T-30-03-DXLE
 <p>Ø420 x H50 mm</p>	<p>Piastra tonda con max 5 attacchi / Round plate with max 5 fittings Dimmable 0-10V</p> <p>Peso / Weight: 3,5 kg</p>	<p>● Bianco opaco / Matt white</p>	BB01-T-42-05-DXLE
 <p>Ø420 x H50 mm</p>	<p>Piastra tonda con max 7 attacchi / Round plate with max 7 fittings Dimmable 0-10V</p> <p>Peso / Weight: 3,5 kg</p>	<p>● Bianco opaco / Matt white</p>	BB01-T-42-07-DXLE
 <p>Ø600 x H50 mm</p>	<p>Piastra tonda con max 7 attacchi / Round plate with max 7 fittings Dimmable 0-10V</p> <p>Peso / Weight: 9,0 kg</p>	<p>● Bianco opaco / Matt white</p>	BB01-T-60-07-DXLE
 <p>Ø600 x H50 mm</p>	<p>Piastra tonda con max 16 attacchi / Round plate with max 16 fittings Dimmable 0-10V</p> <p>Peso / Weight: 9,0 kg</p>	<p>● Bianco opaco / Matt white</p>	BB01-T-60-16-DXLE*
 <p>Ø800 x H50 mm</p>	<p>Piastra tonda con max 9 attacchi / Round plate with max 9 fittings Dimmable 0-10V</p> <p>Peso / Weight: 17,0 kg</p>	<p>● Bianco opaco / Matt white</p>	BB01-T-80-09-DXLE
 <p>Ø800 x H50 mm</p>	<p>Piastra tonda con max 13 attacchi / Round plate with max 13 fittings Dimmable 0-10V</p> <p>Peso / Weight: 17,0 kg</p>	<p>● Bianco opaco / Matt white</p>	BB01-T-80-13-DXLE

ROUND Ø100	Informazioni Informations	Struttura metallo Metal structure	Codice Code
 <p>Ø1000 x H50 mm</p>	<p>Piastra tonda con max 17 attacchi / Round plate with max 17 fittings Dimmable 0-10V</p> <p>Peso / Weight: 25,0 kg</p>	<p>● Bianco opaco / Matt white</p>	BB01-T-100-17-DXLE
ROUND Ø100*	Informazioni Informations	Struttura metallo Metal structure	Codice Code
 <p>Ø1000 x H50 mm</p>	<p>Piastra tonda con max 34 attacchi / Round plate with max 34 fittings Dimmable 0-10V</p> <p>Peso / Weight: 25,0 kg</p>	<p>● Bianco opaco / Matt white</p>	BB01-T-100-34-DXLE*
ROUND Ø120	Informazioni Informations	Struttura metallo Metal structure	Codice Code
 <p>Ø1200 x H50 mm</p>	<p>Piastra tonda con max 41 attacchi / Round plate with max 41 fittings Dimmable 0-10V</p> <p>Peso / Weight: 30,0 kg</p>	<p>● Bianco opaco / Matt white</p>	BB01-T-120-41-DXLE
LINEAR 92	Informazioni Informations	Struttura metallo Metal structure	Codice Code
 <p>L920 x H50 mm</p>	<p>Piastra lineare con max 8 attacchi / Linear plate with max 8 fittings Dimmable 0-10V</p> <p>Peso / Weight: 7,0 kg</p>	<p>● Bianco opaco / Matt white</p>	BB01-L-92-08-DXLE
LINEAR 138	Informazioni Informations	Struttura metallo Metal structure	Codice Code
 <p>L1380 x H50 mm</p>	<p>Piastra lineare con max 8 attacchi / Linear plate with max 8 fittings Dimmable 0-10V</p> <p>Peso / Weight: 10,0 kg</p>	<p>● Bianco opaco / Matt white</p>	BB01-L-138-08-DXLE
RECTANGULAR	Informazioni Informations	Struttura metallo Metal structure	Codice Code
 <p>L900 x H50 mm</p>	<p>Piastra rettangolare con max 7 attacchi / Rectangular plate with max 7 fittings Dimmable 0-10V</p> <p>Peso / Weight: 16,0 kg</p>	<p>● Bianco opaco / Matt white</p>	BB01-R-90-07-DXLE


*Esclusa Wonder / Not available for Wonder.


H - PIASTRE / PLATES: Iconica

ROUND Ø30	Informazioni Informations	Struttura metallo Metal structure	Codice Code
 <p>Ø300 x H50 mm</p>	<p>Piastra tonda con max 3 attacchi / Round plate with max 3 fittings Dimmable 0-10V</p> <p>Peso / Weight: 3,0 kg</p>	<p>● Bianco opaco / Matt white</p>	HH01-T-30-03-DXLE
 <p>Ø420 x H50 mm</p>	<p>Piastra tonda con max 5 attacchi / Round plate with max 5 fittings Dimmable 0-10V</p> <p>Peso / Weight: 3,5 kg</p>	<p>● Bianco opaco / Matt white</p>	HH01-T-42-05-DXLE
 <p>Ø420 x H50 mm</p>	<p>Piastra tonda con max 7 attacchi / Round plate with max 7 fittings Dimmable 0-10V</p> <p>Peso / Weight: 3,5 kg</p>	<p>● Bianco opaco / Matt white</p>	HH01-T-42-07-DXLE
 <p>Ø600 x H50 mm</p>	<p>Piastra tonda con max 7 attacchi / Round plate with max 7 fittings Dimmable 0-10V</p> <p>Peso / Weight: 9,0 kg</p>	<p>● Bianco opaco / Matt white</p>	HH01-T-60-07-DXLE
 <p>Ø600 x H50 mm</p>	<p>Piastra tonda con max 16 attacchi / Round plate with max 16 fittings Dimmable 0-10V</p> <p>Peso / Weight: 9,0 kg</p>	<p>● Bianco opaco / Matt white</p>	HH01-T-60-16-DXLE
 <p>Ø800 x H50 mm</p>	<p>Piastra tonda con max 9 attacchi / Round plate with max 9 fittings Dimmable 0-10V</p> <p>Peso / Weight: 17,0 kg</p>	<p>● Bianco opaco / Matt white</p>	HH01-T-80-09-DXLE
 <p>Ø800 x H50 mm</p>	<p>Piastra tonda con max 13 attacchi / Round plate with max 13 fittings Dimmable 0-10V</p> <p>Peso / Weight: 17,0 kg</p>	<p>● Bianco opaco / Matt white</p>	HH01-T-80-13-DXLE

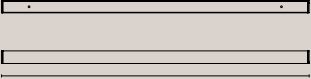
ROUND Ø100	Informazioni Informations	Struttura metallo Metal structure	Codice Code
 <p>Ø1000 x H50 mm</p>	<p>Piastra tonda con max 17 attacchi / Round plate with max 17 fittings Dimmable 0-10V</p> <p>Peso / Weight: 25,0 kg</p>	<p>● Bianco opaco / Matt white</p>	<p>HH01-T-100-17-DXLE</p>
 <p>Ø1000 x H50 mm</p>	<p>Piastra tonda con max 34 attacchi / Round plate with max 34 fittings Dimmable 0-10V</p> <p>Peso / Weight: 25,0 kg</p>	<p>● Bianco opaco / Matt white</p>	<p>HH01-T-100-34-DXLE</p>
 <p>Ø1200 x H50 mm</p>	<p>Piastra tonda con max 41 attacchi / Round plate with max 41 fittings Dimmable 0-10V</p> <p>Peso / Weight: 30,0 kg</p>	<p>● Bianco opaco / Matt white</p>	<p>HH01-T-120-41-DXLE</p>
 <p>L920 x H50 mm</p>	<p>Piastra lineare con max 8 attacchi / Linear plate with max 8 fittings Dimmable 0-10V</p> <p>Peso / Weight: 7,0 kg</p>	<p>● Bianco opaco / Matt white</p>	<p>HH01-L-92-08-DXLE</p>
 <p>L1380 x H50 mm</p>	<p>Piastra lineare con max 8 attacchi / Linear plate with max 8 fittings Dimmable 0-10V</p> <p>Peso / Weight: 10,0 kg</p>	<p>● Bianco opaco / Matt white</p>	<p>HH01-L-138-08-DXLE</p>
 <p>L900 x H50 mm</p>	<p>Piastra rettangolare con max 7 attacchi / Rectangular plate with max 7 fittings Dimmable 0-10V</p> <p>Peso / Weight: 16,0 kg</p>	<p>● Bianco opaco / Matt white</p>	<p>HH01-R-90-07-DXLE</p>


Z - ROSONE BARRA / BAR CANOPY: Glo, Lit, MoM

TYPE Z 117	Informazioni Informations	Struttura metallo Metal structure	Cover metallo Metal cover	Codice Code
 <p>L1170 x H46 x W45 mm</p>	<p>Rosone lineare con max 3 attacchi / Linear canopy with max 3 fittings</p> <p>Peso / Weight: 2,5 kg</p>	<p>● Bianco opaco / Matt white</p>	● Titanio opaco / Matt titanium	ZZ0118-B-117-03-NXBE
			● Bronzo opaco / Matt bronze	ZZ0116-B-117-03-NXBE
			● Nero opaco / Matt black	ZZ0111-B-117-03-NXBE
			● Oro opaco / Matt gold	ZZ0106-B-117-03-NXBE
			● Bianco opaco / Matt white	ZZ0101-B-117-03-NXBE


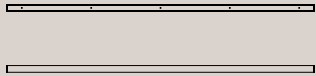
TYPE Z 213	Informazioni Informations	Struttura metallo Metal structure	Cover metallo Metal cover	Codice Code
 <p>L2130 x H46 x W45 mm</p>	<p>Rosone lineare con max 5 attacchi / Linear canopy with max 5 fittings</p> <p>Peso / Weight: 4,0 kg</p>	<p>● Bianco opaco / Matt white</p>	● Titanio opaco / Matt titanium	ZZ0118-B-213-05-NXBE
			● Bronzo opaco / Matt bronze	ZZ0116-B-213-05-NXBE
			● Nero opaco / Matt black	ZZ0111-B-213-05-NXBE
			● Oro opaco / Matt gold	ZZ0106-B-213-05-NXBE
			● Bianco opaco / Matt white	ZZ0101-B-213-05-NXBE

Y - ROSONE BARRA / BAR CANOPY: Altura

TYPE Y 117	Informazioni Informations	Struttura metallo Metal structure	Cover metallo Metal cover	Codice Code
 <p>L1170 x H46 x W45 mm</p>	<p>Rosone lineare con max 2 attacchi / Linear canopy with max 2 fittings</p> <p>Dimmable 0-10V</p> <p>Peso / Weight: 2,5 kg</p>	<p>● Bianco opaco / Matt white</p>	● Titanio opaco / Matt titanium	YY0118-B-117-02-DXLE
			● Bronzo opaco / Matt bronze	YY0116-B-117-02-DXLE
			● Nero opaco / Matt black	YY0111-B-117-02-DXLE
			● Oro opaco / Matt gold	YY0106-B-117-02-DXLE
			● Bianco opaco / Matt white	YY0101-B-117-02-DXLE

TYPE Y 213	Informazioni Informations	Struttura metallo Metal structure	Cover metallo Metal cover	Codice Code
 <p>L2130 x H46 x W45 mm</p>	<p>Rosone lineare con max 3 attacchi / Linear canopy with max 3 fittings</p> <p>Dimmable 0-10V</p> <p>Peso / Weight: 4,0 kg</p>	<p>● Bianco opaco / Matt white</p>	● Titanio opaco / Matt titanium	YY0118-B-213-03-DXLE
			● Bronzo opaco / Matt bronze	YY0116-B-213-03-DXLE
			● Nero opaco / Matt black	YY0111-B-213-03-DXLE
			● Oro opaco / Matt gold	YY0106-B-213-03-DXLE
			● Bianco opaco / Matt white	YY0101-B-213-03-DXLE

X - ROSONE BARRA / BAR CANOPY: Hail, Storm, Wonder

TYPE X 117	Informazioni Informations	Struttura metallo Metal structure	Cover metallo Metal cover	Codice Code
 <p>L1170 x H46 x W45 mm</p>	<p>Rosone lineare con max 3 attacchi / Linear canopy with max 3 fittings Dimmable 0-10V</p> <p>Peso / Weight: 2,5 kg</p>	<p>● Bianco opaco / Matt white</p>	● Titanio opaco / Matt titanium	XX0118-B-117-03-DXLE
			● Bronzo opaco / Matt bronze	XX0116-B-117-03-DXLE
			● Nero opaco / Matt black	XX0111-B-117-03-DXLE
			● Oro opaco / Matt gold	XX0106-B-117-03-DXLE
			● Bianco opaco / Matt white	XX0101-B-117-03-DXLE
<hr/>				
TYPE X 213	Informazioni Informations	Struttura metallo Metal structure	Cover metallo Metal cover	Codice Code
 <p>L2130 x H46 x W45 mm</p>	<p>Rosone lineare con max 5 attacchi / Linear canopy with max 5 fittings Dimmable 0-10V</p> <p>Peso / Weight: 4,0 kg</p>	<p>● Bianco opaco / Matt white</p>	● Titanio opaco / Matt titanium	XX0118-B-213-05-DXLE
			● Bronzo opaco / Matt bronze	XX0116-B-213-05-DXLE
			● Nero opaco / Matt black	XX0111-B-213-05-DXLE
			● Oro opaco / Matt gold	XX0106-B-213-05-DXLE
			● Bianco opaco / Matt white	XX0101-B-213-05-DXLE

K - ROSONE BARRA / BAR CANOPY: Clip Mini

TYPE K 117	Informazioni Informations	Struttura metallo Metal structure	Cover metallo Metal cover	Codice Code
 <p>L1170 x H46 x W45 mm</p>	<p>Rosone lineare con max 2 attacchi / Linear canopy with max 2 fittings Dimmable 0-10V</p> <p>Peso / Weight: 2,5 kg</p>	<p>● Bianco opaco / Matt white</p>	● Titanio opaco / Matt titanium	KK0118-B-117-02-DXLE
			● Bronzo opaco / Matt bronze	KK0116-B-117-02-DXLE
			● Nero opaco / Matt black	KK0111-B-117-02-DXLE
			● Oro opaco / Matt gold	KK0106-B-117-02-DXLE
			● Bianco opaco / Matt white	KK0101-B-117-02-DXLE
<hr/>				
TYPE K 213	Informazioni Informations	Struttura metallo Metal structure	Cover metallo Metal cover	Codice Code
 <p>L2130 x H46 x W45 mm</p>	<p>Rosone lineare con max 3 attacchi / Linear canopy with max 3 fittings Dimmable 0-10V</p> <p>Peso / Weight: 4,0 kg</p>	<p>● Bianco opaco / Matt white</p>	● Titanio opaco / Matt titanium	KK0118-B-213-03-DXLE
			● Bronzo opaco / Matt bronze	KK0116-B-213-03-DXLE
			● Nero opaco / Matt black	KK0111-B-213-03-DXLE
			● Oro opaco / Matt gold	KK0106-B-213-03-DXLE
			● Bianco opaco / Matt white	KK0101-B-213-03-DXLE

CHIAVI DI LETTURA / KEYS



Lampadina inclusa / Bulb included



Lampadina esclusa/ Bulb not included



LED integrato / Integrated LED



Dimmer integrato su cavo o su lampada /
Dimmer included on cable or lamp

CLASSI DI ISOLAMENTO / LUMINAIRES CLASSIFICATION



Classe I: Lampada la cui protezione contro la scarica elettrica non si basa solo sull'isolamento di base dell'apparecchio, ma su un ulteriore sistema di sicurezza che consiste nel collegamento dei componenti conduttivi accessibili a un conduttore di sicurezza (messa a terra) facente parte dell'impianto elettrico fisso.

Class I: Luminaire in which protection against electrical shocks is not just based on the basic insulation of the appliance but on an additional safety system that consists in connecting the conductive components accessible to a safety conductor (earthed) that is part of the fixed electrical system.



Classe II: Lampada la cui protezione contro la scarica elettrica non si basa solo sull'isolamento di base dell'apparecchio, ma su un ulteriore misura di sicurezza che consiste in un doppio isolamento rinforzato senza dispositivi per la messa a terra.

Class II: Luminaire in which protection against electrical shocks is not just based on the basic insulation but also on additional safety precautions consisting of double reinforced insulation without conductive parts to a safety conductor (earth).



Classe III: Lampada la cui protezione contro la scarica elettrica si basa su un sistema a bassissima tensione, che non viene mai superata. Una lampada di Classe III non deve mai essere fornita con la messa a terra.

Class III: Luminaire in which protection against electrical shocks is based on a safety system with a very low voltage supply, that is never exceeded. A Class III luminaire must never be provided with earthing.

La tensione s'intende 230V, 50/60HZ o 120V, 60HZ a seconda dei paesi.

Voltage: 230V, 50/60HZ or 120V, 60 HZ according to the country.



6W - 230V - E14 LED dimmable - 2700K - 600lm



12,5W - 230V - E27 LED dimmable - 2700K - 1524lm



3,2W - 230V - G9 LED dimmable - 2700K - 400lm



13W - 230V - E27 LED dimmable - 2700K - 2200lm
Glo maxi (lampadina inclusa / included bulbs)



7W - 230V - GU10 LED - 3000K - 550lm
Clash (lampadina inclusa / included bulbs)

LAMPADINE / BULBS

Le lampadine selezionate da noi sono state accuratamente scelte per garantire una temperatura di colore uniforme e bilanciata, ideale anche per valorizzare le nostre composizioni, assicurando un'illuminazione di qualità. The bulbs selected by us have been carefully chosen to ensure a uniform and balanced colour temperature, ideal for enhancing our compositions and ensuring quality lighting.

DIMMER

DIMMER: apparecchio con dimmer integrato sul corpo lampada o sul cavo (push button, touch, slider control, microswitch)

DIMMER: dimmable fixture by means of a switch situated on the lamp structure or on cable (push button, touch, slider control, microswitch)

TAGLIO DI FASE: apparecchio dimmerabile tramite dispositivo remoto adatto a gestire sorgenti dimmerabili TRIAC/IGBT, il carico minimo del dimmer deve essere verificato, la compatibilità del dimmer deve essere verificata prima dell'installazione.

PHASE CUT: dimmable fixture via remote device suitable to manage TRIAC/IGBT dimmable sources. The minimum load of the dimmer must be verified, compatibility of the dimmer must be verified before installation.

0-10V: apparecchio dimmerabile tramite dispositivo remoto adatto a gestire driver di tipo 0-10V.

0-10V: dimmable fixture through remote device suitable to manage 0-10V drivers.

PUSH: apparecchio dimmerabile tramite pulsante remoto adatto a gestire driver di tipo push.

PUSH: dimmable fixture through remote button suitable to manage Push drivers

DALI: apparecchio gestibile tramite dispositivo remoto adatto a gestire interfacce DALI.

DALI: lamp manageable by remote device suitable to manage DALI interfaces.

Lampade che montano lampadine LED retrofit sono dimmerabili a taglio di fase tramite pulsante remoto adatto a gestire sorgenti dimmerabili (ATTENZIONE: le lampadine LED retrofit devono essere dimmerabili). Fixture Lamps that mount retrofit LED bulbs are phase cut dimmable by means of a remote switch able to manage dimmable sources (ATTENTION: retrofit LED bulbs must be dimmable).

INFORMATION

AURALIS srl aderisce al Consorzio Ecolight per l'attuazione delle direttive WEEE/RAEE 2002/95/CE e 2003/108/CE relative alla raccolta e smaltimento delle apparecchiature di illuminazione.

AURALIS srl takes part in Consorzio Ecolight for the implementation of directive WEEE/RAEE 2002/95/CE e 2003/108/CE relating to the collection and disposal of light fittings.



ECOLIGHT
EFFICIENZA E PROFESSIONALITÀ PER L'AMBIENTE

La carta utilizzata è completamente biodegradabile e riciclabile.

The paper used is completely biodegradable and recyclable.

La maggior parte delle sorgenti LED integrate nei prodotti sono caratterizzate da un indice di resa cromatica (CRI) = 90.

Most product-integrated LED sources have a Color Rendering Index (CRI) = 90.

Prodotti con sorgenti LED integrate caratterizzate da temperatura di colore (CCT) 2700K possono essere richiesti previa verifica tecnica e valutazione commerciale.

Products with integrated LED sources characterized by Correlated Color Temperature (CCT) 2700K can be requested after technical verification and commercial evaluation.

Tutti i corpi illuminanti possono essere venduti esclusivamente con i rosoni singoli, riportati nella pagina dei pendenti o con le piastre multiple riportate a pag. 334.

Vale altresì il viceversa: rosoni e piastre multiple non possono essere venduti separatamente dai pendenti.

Tutti gli apparecchi sono testati e garantiti nella loro interezza: pendente + rosone oppure pendente/i + piastra multipla.

Qualsiasi installazione non autorizzata non viene giudicata conforme.

All luminaires can only be sold with the single rosettes shown on the pendants page or with the multiple plates shown on page 334.

The reverse is also true: rosettes and multiple plates cannot be sold separately from pendants.

All fixture are tested and guaranteed in their entirety: pendant + rosette or pendant(s) + multiplate.

Any unauthorized installation will not be deemed compliant.

I tessuti fonoassorbenti con proprietà di assorbimento sonoro, permettono di migliorare il comfort acustico dell'ambiente dove vengono installati.

Sound-absorbing fabrics with sound-absorbing properties improve the acoustic comfort of the room where they are installed.

Per installazioni multiple si consiglia di utilizzare lampadine con medesima temperatura di colore (CCT).

For multiple installations it is recommended to use bulbs with the same Correlated Color Temperature (CCT).

Per i dati aggiornati fare riferimento al sito <https://pentalight.com>

For updated data please refer to <https://pentalight.com>

I vetri realizzati rigorosamente a mano dal maestro vetraio rispettano le antiche e tradizionali tecniche di soffiatura. Ogni articolo è sottoposto a meticolosi controlli di qualità, pertanto apparenti difetti come bolle o variazioni dei toni di colore del vetro, sono riconosciuti come pregi e conferma della lavorazione artigianale.

The glass is hand made and mouth-blown by the master glass blower, according to the traditional blowing techniques. Each item is carefully checked, therefore apparent imperfections, such as bubbles or nuances in the glass colour, have to be recognised as merits and signs of the artisan's craftsmanship.

Auralis srl si riserva il diritto di apportare ai propri modelli, senza alcun preavviso, modifiche e migliorie che potrebbero variare l'estetica delle soluzioni pensate.

Auralis srl reserves the right to change, better and improve its models without notice, even if these improvements might change the aesthetic appearance of the proposed solutions.



PENTA



AURALIS

AURALIS Srl | Registered office
Corso Monforte 21, 20122, Milan (MI), Italy
<https://auralis.lighting>

AURALIS Srl | Headquarter
Via Trieste snc, 20821 Meda (MB), Italy
T +39 0362 1869300
<https://pentalight.com> - info@auralis.lighting